

ESCOLA VERA CRUZ

Nome: \_\_\_\_\_

Data: \_\_\_\_\_

Jardim II

MATEMÁTICA

- Pegue uma caixa de material estruturado: organize as peças nestas árvores.



P  
3.3.80

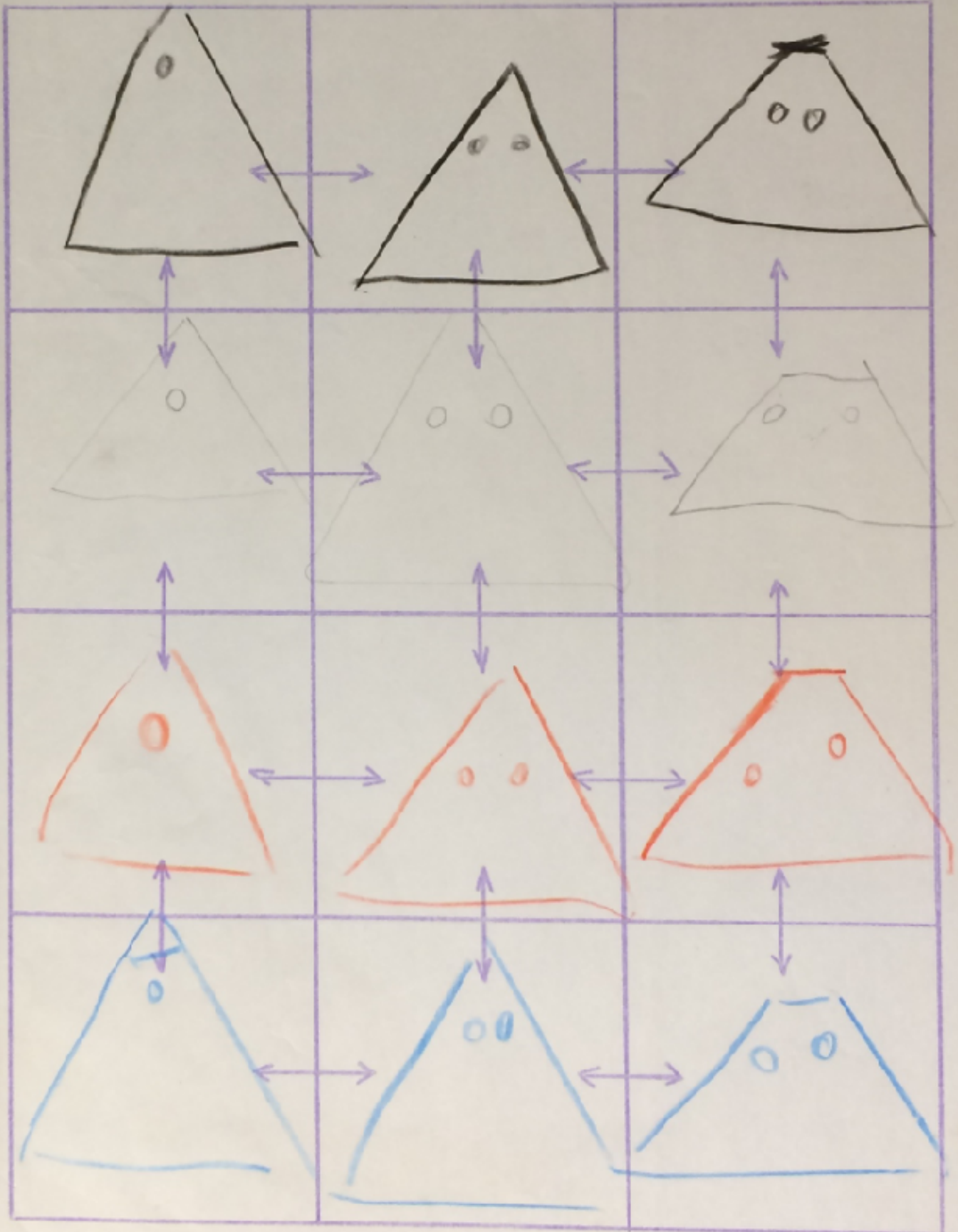

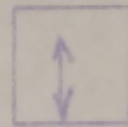
ESCOLA VERA CRUZ

NÍVEL I - 1980

MATEMÁTICA - 1ª SÉRIE

2 = P

2 BL - DN - Ficha Amarela (Dienes)



0 0 0 0 0

1 1 1 1 1

2 2 2 2 2

3 3 3 3 3

4 4 4 4 4

5 5 5 5 5

6 6 6 6 6

7 7 7 7 7

8 8 8 8 8

9 9 9 9 9

ESCOLA VERA CRUZ

NÍVEL I - 1980

1ª SÉRIE

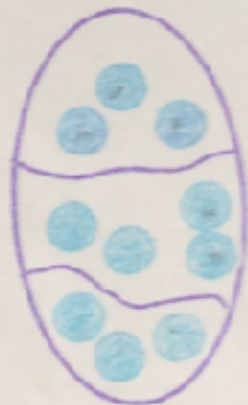
MATEMÁTICA

L 2 1 1


Nome Marcelo B. SANCHES

DATA 14/4/80

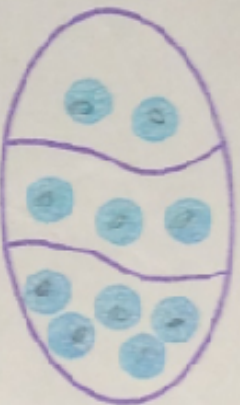
B. S. S.



$$3 + 4 + 3 = 10$$

✓

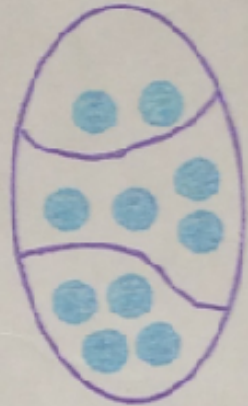
10



$$5 + 3 + 2 = 10$$

✓

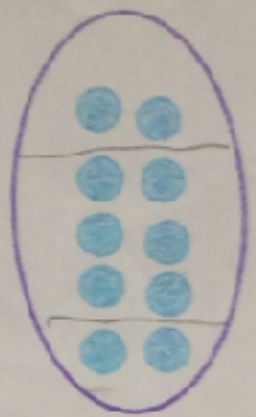
10



$$4 + 4 + 2 = 10$$


✓

10



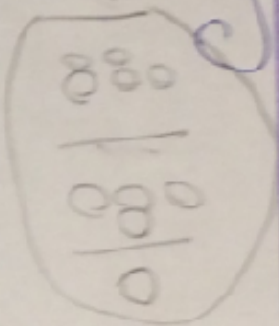
$$2 + 6 + 2 = 10$$

✓




$$6 + 3 + 1 = 10$$

✓



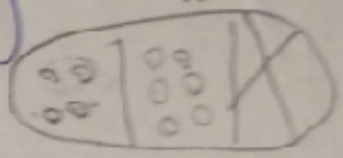
$$0 + 10 + 0 = 10$$

✓



$$6 + 0 + 4 = 10$$

✓



$$0 + 0 + 10 = 10$$

✓

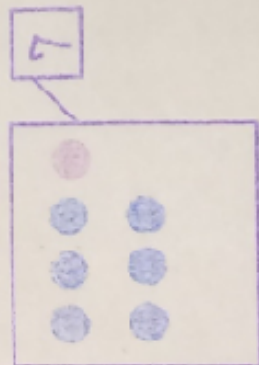
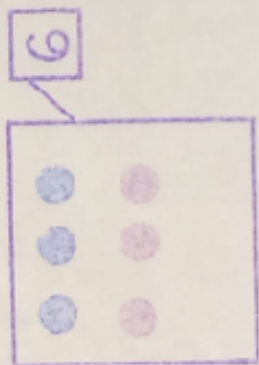
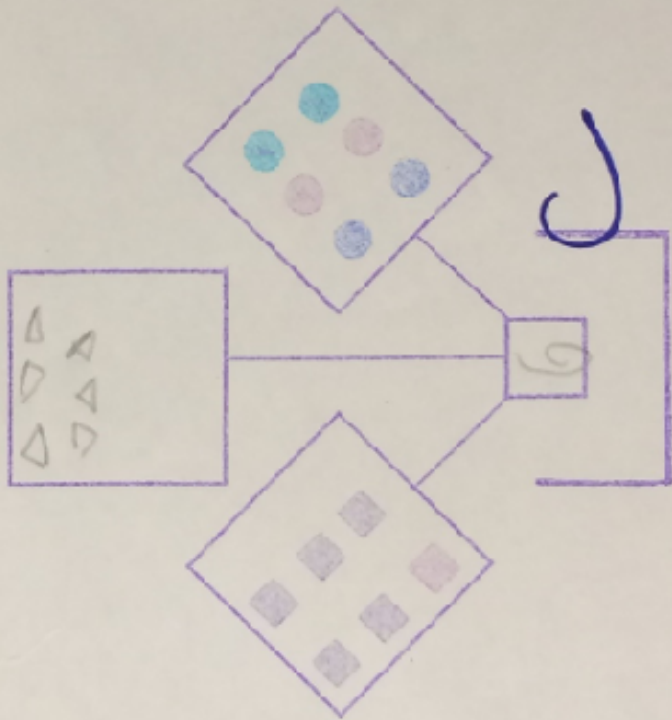
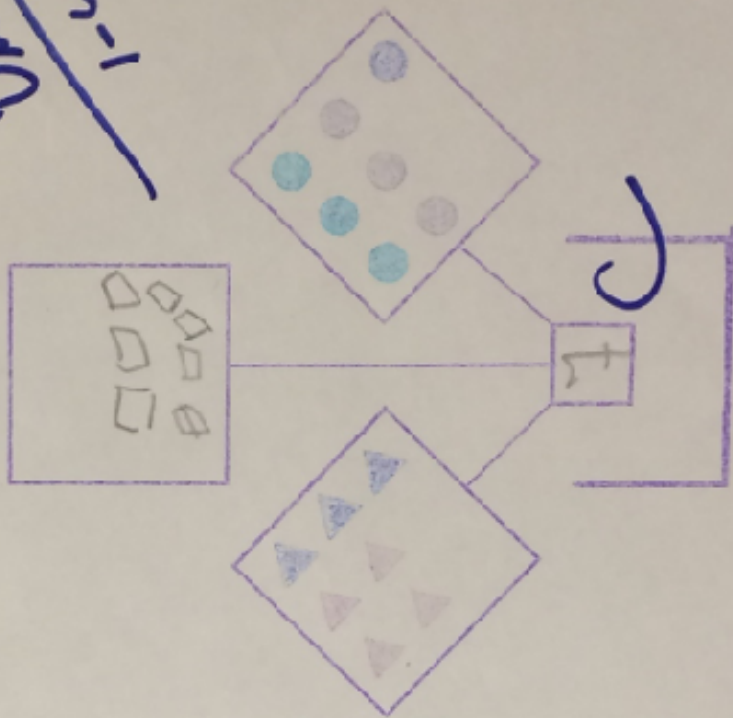
Com quatro cores pinte as regiões. (Usar as fichas coloridas e só depois pintar).

Duas regiões vizinhas não podem ter a mesma cor.



P

Digit  
8-4-1



diferença  
 semelhança

*Pasta*








ESCOLA VERA CRUZ

NÍVEL I - 1980

1ª SÉRIE

MATEMÁTICA - A.D.

*Vila*  
26-3-80



ESCOLA VERA CRUZ

NÍVEL I

1ª SÉRIE

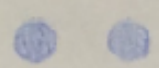



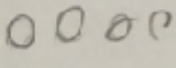

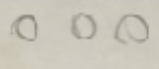


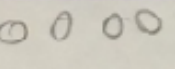
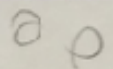
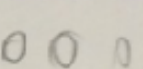

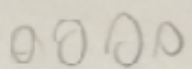

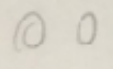


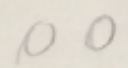

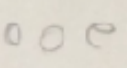
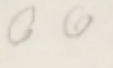
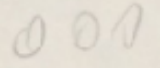
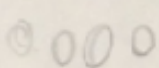


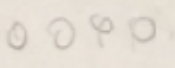
P

NOME: \_\_\_\_\_ DATA: \_\_\_\_\_

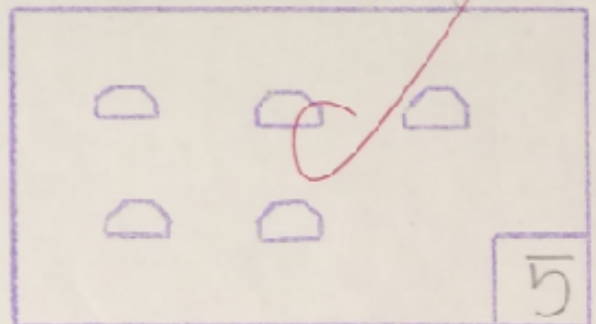
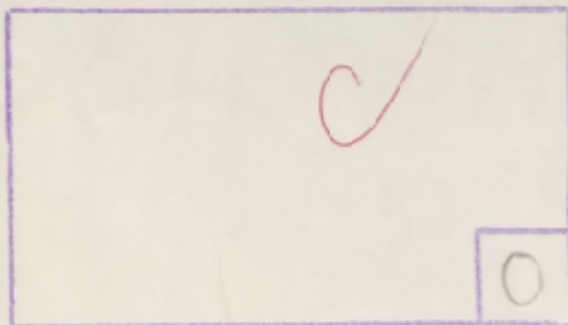
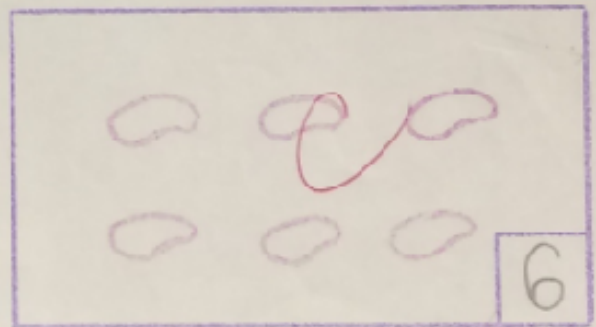
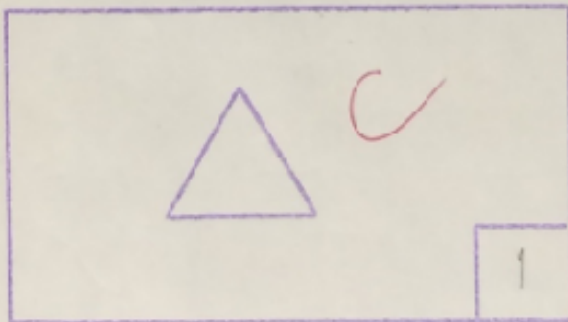
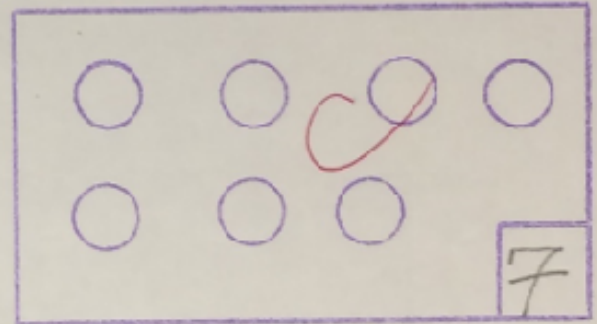
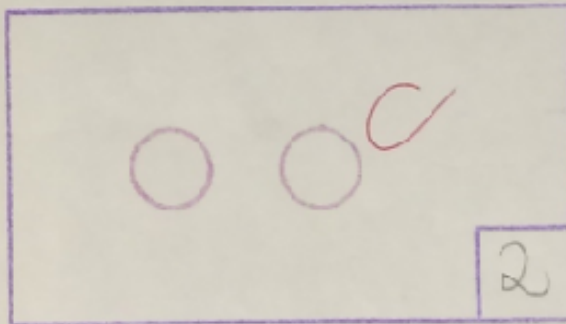
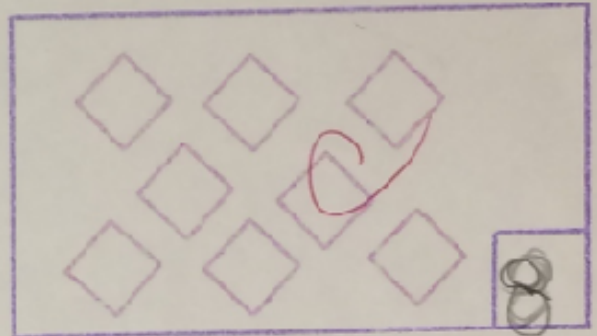

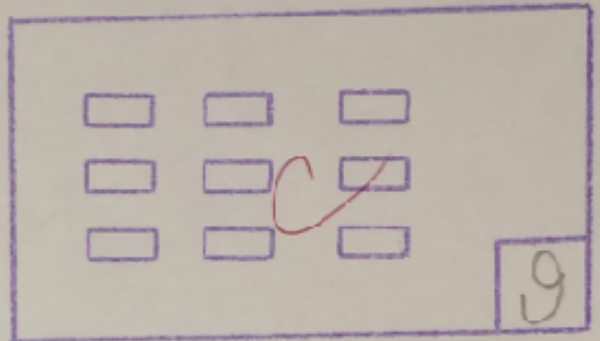

MATEMÁTICA

FICHA N 22 (A.D.)

Tenho 9 bolas para distribuir entre 3 caixas. Como posso fazê-lo.

			$2 + 6 + 1$	9
			$3 + 4 + 2$	9
			$3 + 3 + 3$	9
			$4 + 2 + 3$	9
			$3 + 4 + 2$	9
			$2 + 2 + 5$	9
			$2 + 4 + 3$	9
			$2 + 3 + 4$	9
			$3 + 2 + 4$	9

P  
11-03-80



NOME: MARCUS


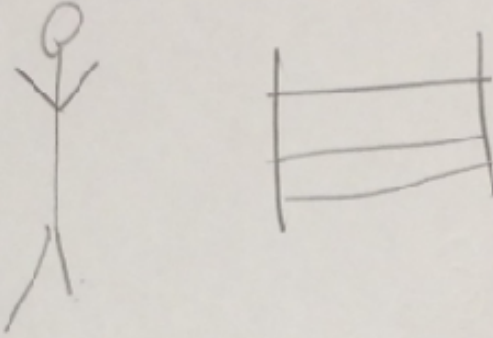


DATA: 12/3/80

MATEMÁTICA - J.III

Arrume as peças do material nestas casas.

Registre com os códigos.

5<sup>to</sup>  
12-3-80

*[Handwritten signature]*  
16/3/20

FIGURA N 21 (A.D.)

DATA:

tenho 8 bolas para distribuir em duas caixas. De quantas

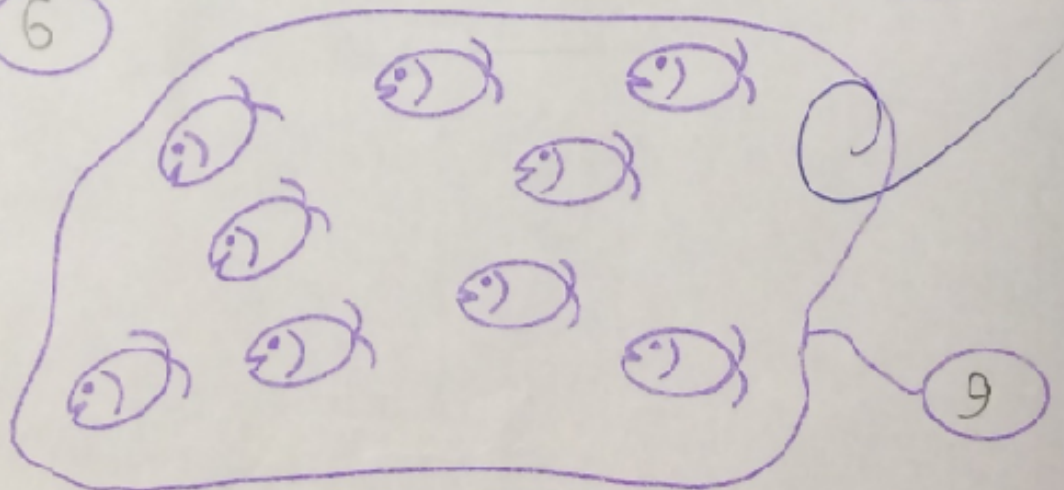

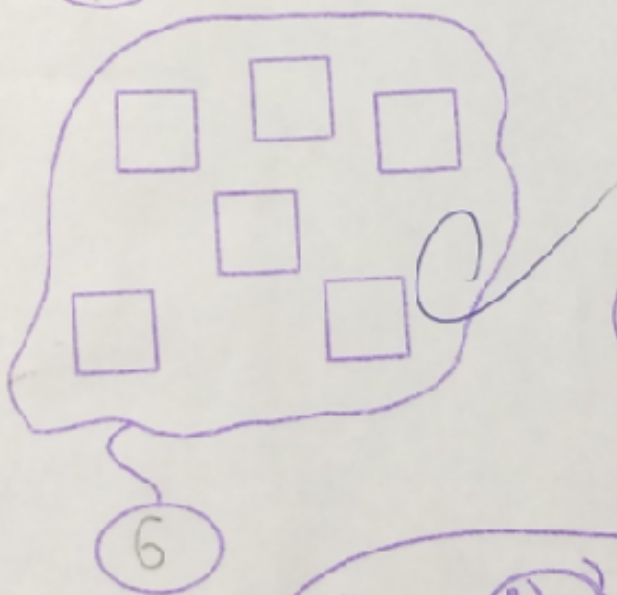

maneiras posso fazê-lo.

8	0	4			4
8	1	5			3
8	2	6			6
8	3	7			7
8	4	8			8
8	5	9			9
8	6	0			0
8	7	1			1
8	8	2			2
8	9	3			3
8	0	4			4
8	1	5			5
8	2	6			6
8	3	7			7
8	4	8			8
8	5	9			9
8	6	0			0

P

Kito


Colocar o numeral correspondente:



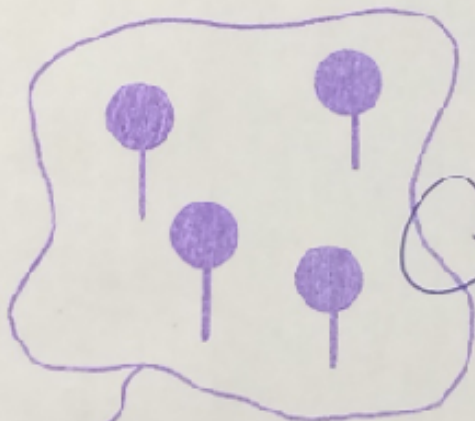
Colocar o numeral correspondente:



1



8



4

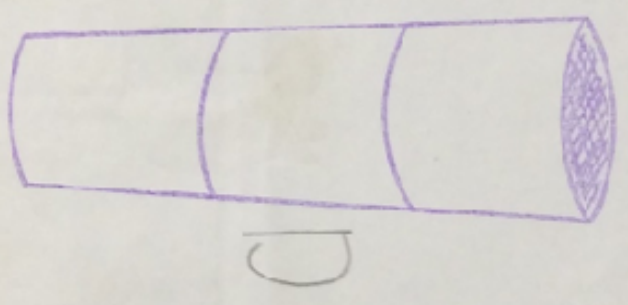
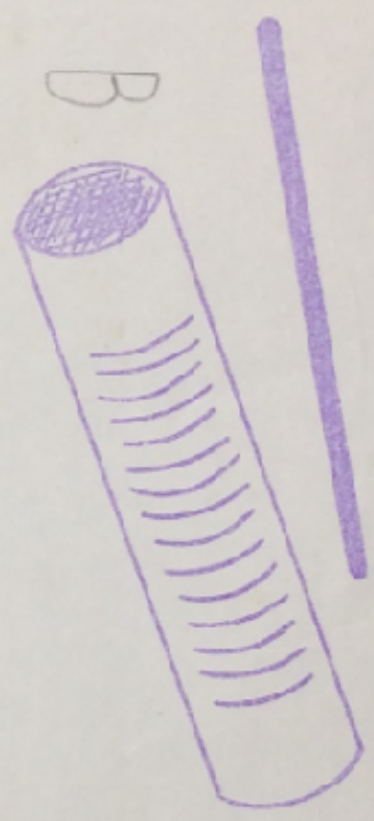
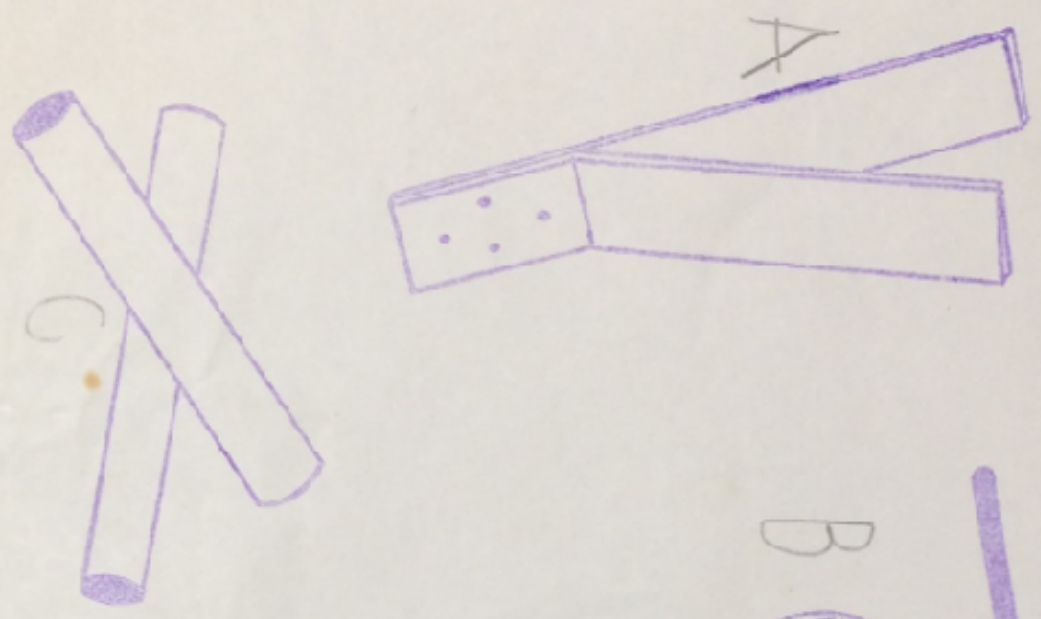


5



3

MARCO 20-03-80



DITADO


1-	D	<del>D</del>	B					
2-	C	D	A					
3-	A	B	C					
4-	A							
5-								
6-								
7-								
8-								
9-								



ESCOLA VERA CRUZ  
1ª SÉRIE - 1980  
MATEMÁTICA


diferença  $\Delta$   
 semelhança

*P*



2

8	8	8	8	8	8
8	8	8	8	8	8
8	8	8	8	8	8
8	8	8	8	8	8
8	8	8	8	8	8
9	9	9	9	9	9
9	9	9	9	9	9
9	9	9	9	9	9
9	9	9	9	9	9
9	9	9	9	9	9



Handwriting practice grid for the number 6 and the digit 7. The grid consists of 18 rows, each with 6 columns. The first two rows are for the number 6, and the last six rows are for the digit 7. Each row contains a sequence of characters: solid, dashed, and solid examples, followed by a red checkmark in the final column of the row.

6	6	6	6	6	6	✓
6	6	6	6	6	6	✓
6	6	6	6	6	6	✓
6	6	6	6	6	6	✓
6	6	6	6	6	6	✓
6	6	6	6	6	6	✓
7	7	7	7	7	7	✓
7	7	7	7	7	7	✓
7	7	7	7	7	7	✓
7	7	7	7	7	7	✓
7	7	7	7	7	7	✓



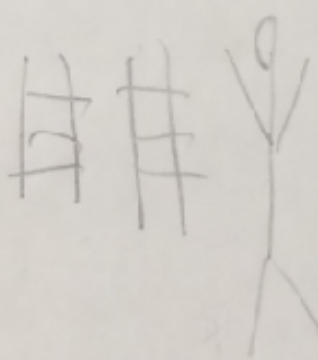

NOME: \_\_\_\_\_ DATA: \_\_\_\_\_

MATEMÁTICA - J.III

Arrume as peças do material nestas casas.

Registre com os códigos.







*(Handwritten signature)*


	
	

*PD*  
7.3.80

LIÇÃO DE CASA

L.2

			
			X
		X	
	X		



Handwriting practice grid for the letter 'l'. The grid is divided into 10 rows. The first four rows show the vertical stroke of 'l' with varying slants and dashed lines for tracing. The last six rows show the oval part of 'l' with varying slants and dashed lines for tracing. Each letter has a starting dot and an arrow indicating the direction of the stroke.

7-3-80  
 T. N. S.

T N

Handwriting practice sheet for the letter 'g' and 'h'.

The sheet is divided into two main sections: the top half for the letter 'g' and the bottom half for the letter 'h'. Each section contains multiple rows of practice on a four-line grid.

**Letter 'g' section:**

- Row 1: Five solid 'g's.
- Row 2: Five solid 'g's.
- Row 3: Five solid 'g's.
- Row 4: Five dashed 'g's with arrows indicating stroke direction.
- Row 5: Five dashed 'g's with arrows indicating stroke direction.

**Letter 'h' section:**

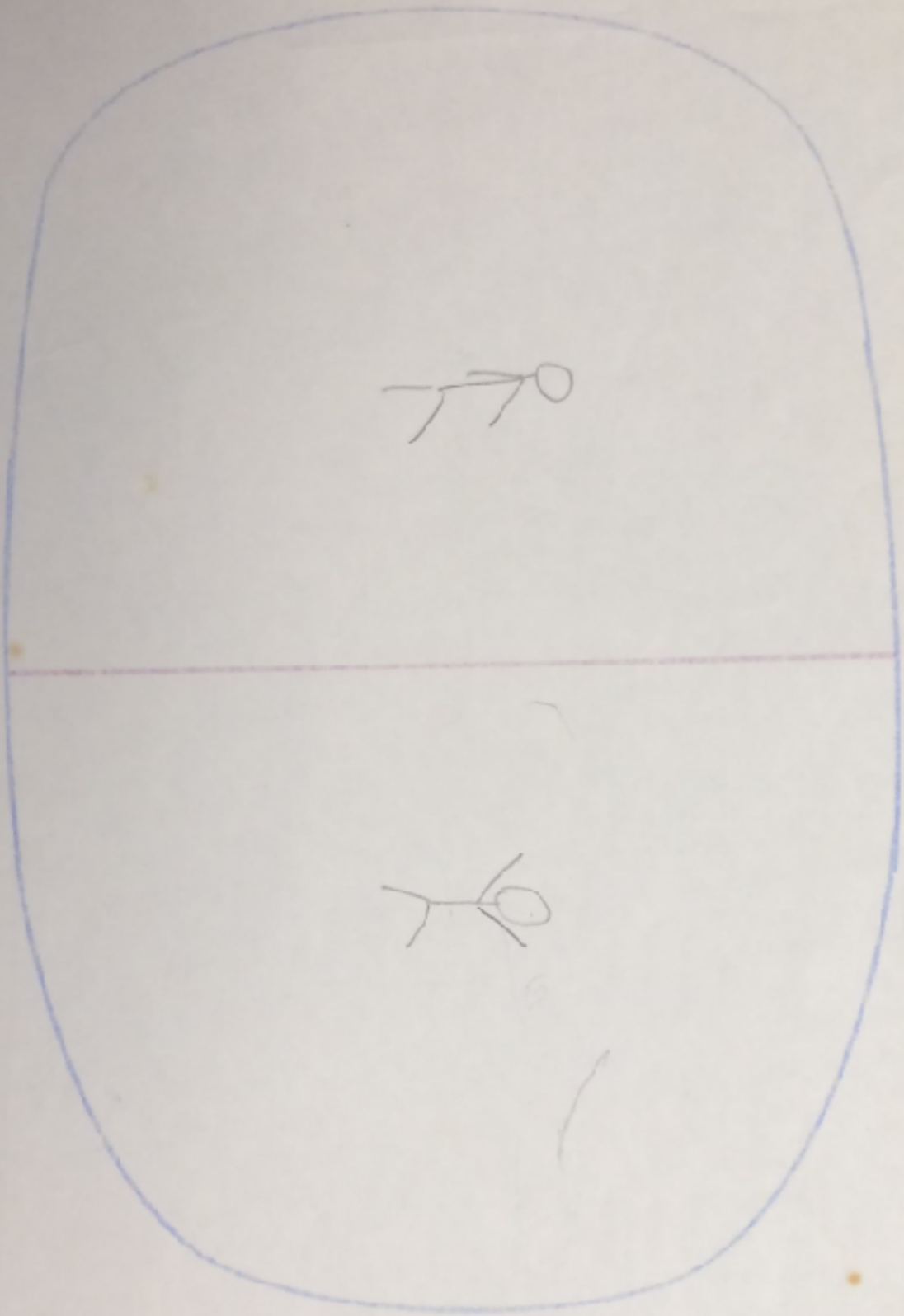
- Row 6: Seven solid 'h's.
- Row 7: Seven solid 'h's.
- Row 8: Seven solid 'h's.
- Row 9: Seven dashed 'h's with arrows indicating stroke direction.
- Row 10: Seven dashed 'h's with arrows indicating stroke direction.

NI

20/10  
7-3-80


Handwritten signature and date: *Handwritten signature*  
7-3-80





- Arrume as pagas do material nestas casas com segredo.  
Registre com os códigos.

MATEMÁTICA

Jardim II

Nome: *Marcos*

ESCOLA VERA CRUZ

*08-2-86*

Data: 28-2-86