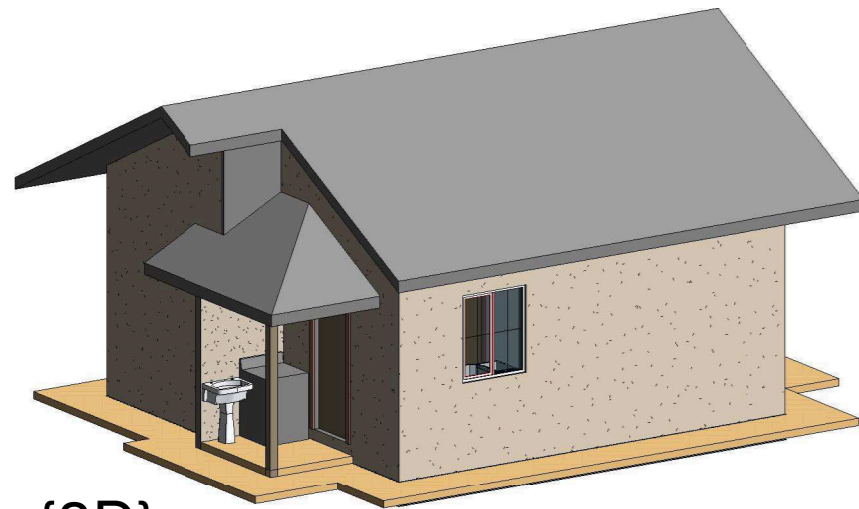
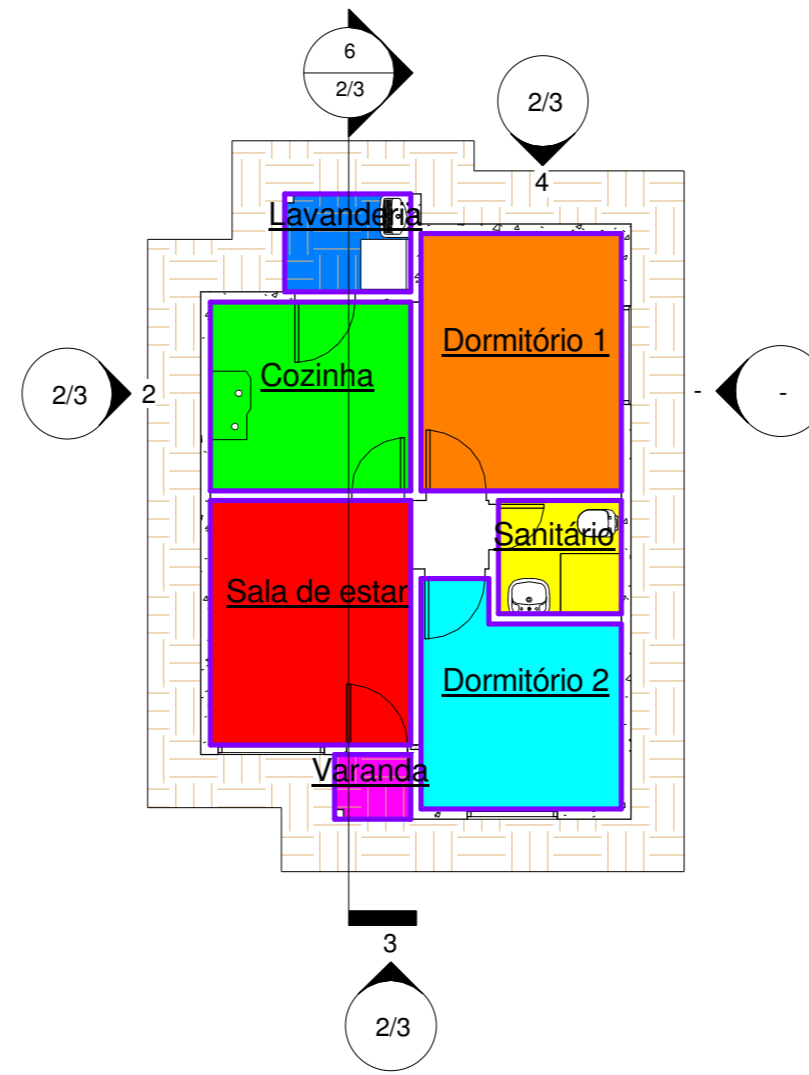


1 -3D-\_1  
1 : 2



3 {3D}



2 Planta  
1 : 100

- 0.86 m<sup>2</sup>
- 2.17 m<sup>2</sup>
- 2.43 m<sup>2</sup>
- 6.63 m<sup>2</sup>
- 7.03 m<sup>2</sup>
- 8.56 m<sup>2</sup>
- 9.01 m<sup>2</sup>


Window Quantities						
Count	Window Description	Type	Width	Height	Description	Window Type
1	Casement - 2L (AUS)	1.00x1.20 3	1.00	1.20	Casement Window	22
1	Casement - 2L (AUS)	1.20x1.20 0	1.20	1.20	Casement Window	20
1	Casement - 2L (AUS)	1.30x1.20 4	1.30	1.20	Casement Window	23
1	Casement - 2L (AUS)	1.40x1.20 2	1.40	1.20	Casement Window	21
1	Fixed - 1L (AUS)	60x60	0.60	0.60	Fixed Window	25

Grand total

Plumbing Fixture Quantities								
Assembly Code	Assembly Description	Count	Unit Description	Type	Description	Manufacturer	Model	URL
		1	CAIXA D'AGUA 1000	CAIXA D'AGUA TRIGRE 1000				
D2010100	Water Closets	1	Deca_Bacia convencional Conforto_P.510_Sem Abertura	P.510.17_Branco Gelo GE17	Bacia conforto sem abertura	Deca	P.510.17	www.deca.com.br/produtos
D2010300	Lavatories	1	Deca_Lavatorio Vogue Plus_L.51_Coluna Suspensa	L.51.17_Branco Gelo GE17	Lavatório com coluna	Deca	L.51.17	www.deca.com.br/produtos
D2010100	Water Closets	1	Deca_Shared_Assento_P.510	AP.50_Branco Gelo GE17	Assento Plástico para linha Vogue Plus	Deca	AP.50.17	www.deca.com.br/produtos
D2010400	Sinks	1	Deca_Shared_Coluna para Tanque_TQ.01	CT.11_Branco Gelo GE17	Coluna para tanque	Deca	CT.25.17	www.deca.com.br/produtos
D2010400	Sinks	1	Deca_Shared_Coluna Suspensa_L.51	CS.1.17_Branco Gelo GE17	Coluna para lavatório	Deca	C.10.17	www.deca.com.br/produtos
D2010400	Sinks	1	Deca_Tanque_TQ.01_1 8 Litros	TQ.01_Branco Gelo GE17	Tanque	Deca	TQ.01.17	www.deca.com.br/produtos
		1	Sink-Under_Counter-Kohler-Strive-5282	Stainless Steel	Strive Under-Mount Extra-Large/Medium Double-Bowl Kitchen Sink with Basin Rack	Kohler Company	K-5282-NA	http://www.us.kohler.com/us/
		1	Washing Machine	26"x26" - Private				

Door Quantities						
Count	Door Description	Type	Width	Height	Thickness	Door Type
4	Single-Flush (AUS)	08 x 2100mm 2	0.80	2.10	0.05	23
1	Single-Flush (AUS)	07 x 2100mm 3	0.70	2.10	0.05	24
1	Single-Flush (AUS)	06 x 2100mm 4	0.60	2.10	0.05	25

Grand total

	<h2>HIS aplicação no</h2>	
	<h2>Revit. Enfase TCC</h2>	
	<h2>UFSC - Joinville</h2>	
Project number	2	
Date	28/11	
Drawn by	Thalita A. Silveira	
Checked by	Andréa H. Pfitzenreuter	
<h1>3/3</h1>		
Scale	As indicated	