


curso moderno

de matemática  
para o ensino de 1.º grau



gruema



**GEMAT**  
DIGITALIZADO

FICHA CATALOGRÁFICA

[Preparada pelo Centro de Catalogação-na-fonte,  
CÂMARA BRASILEIRA DO LIVRO, SP]

G941c Grupo de Ensino de Matemática Atualizada.  
Curso moderno de matemática para o ensino de 1.º  
1.º grau: 1. São Paulo, Editora Nacional, 1974.  
p. ilust.

Suplementado pelo manual do professor.


1. Matemática (1.º grau) I. Título.

CDD-372.7

74-0506

Índices para o catálogo sistemático:  
1. Matemática : Ensino de 1.º grau 372.7

**curso moderno  
de matemática**  
para o ensino de 1º grau




GRUEMA

(Grupo de Ensino de Matemática Atualizada)

MANHÚCIA PERELBERG LIBERMAN  
LUCILIA BECHARA SANCHEZ  
ANNA FRANCHI

curso moderno  
de matemática  
para o ensino de 1º grau



COMPANHIA EDITORA NACIONAL

**MANHÚCIA PERELBERG LIBERMAN**

Licenciada em Matemática pela Faculdade Nacional de Filosofia, da Universidade do Brasil. Supervisora de Matemática do Ginásio I. L. Peretz. Responsável pela parte de Matemática, junto ao grupo que elaborou o programa para as escolas primárias do Estado de São Paulo. Professora efetiva de Matemática, por concurso, do I.E.E. Alberto Levy de S. Paulo.

**ANNA FRANCHI**

Licenciada em Matemática pela Faculdade de Filosofia, Ciências e Letras da Universidade de São Paulo. Supervisora de Matemática do Grupo Escolar Experimental Dr. Edmundo de Carvalho. Pós-graduada em Psicologia Educacional pela P.U.C.

**LUCILIA BECHARA SANCHEZ**

Licenciada em Matemática pela Faculdade de Filosofia, Ciências e Letras da Universidade de Campinas. Supervisora de Matemática dos antigos Ginásios Vocacionais do Estado de São Paulo. Catedrática de Fundamentos e Complementos de Matemática da Faculdade de Filosofia OMEC. Professora efetiva de Matemática, por concurso, do I.E.E. Pº Manuel da Nóbrega de São Paulo.



*Ilustrações de*  
Luigi Neviani e  
Gilberto Marchi Ferreira

*Capa de*  
Maria Teresa Ayoub Jorge e  
Regina B. Tracanella


*Direitos reservados*  
COMPANHIA EDITORA NACIONAL  
Rua dos Gusmões, 639  
01212 - São Paulo, SP

1974  
Impresso no Brasil


Ligue cada conjunto com a etiqueta correspondente



Contorne o conjunto das figuras que são triângulos




Contorne o conjunto das figuras que são vermelhas



Pinte de acordo com as indicações

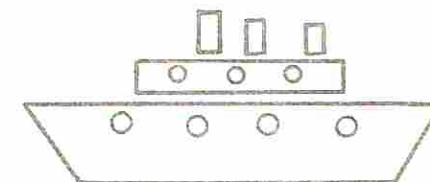
	X		
		X	
			X



		X	
	X		
			X



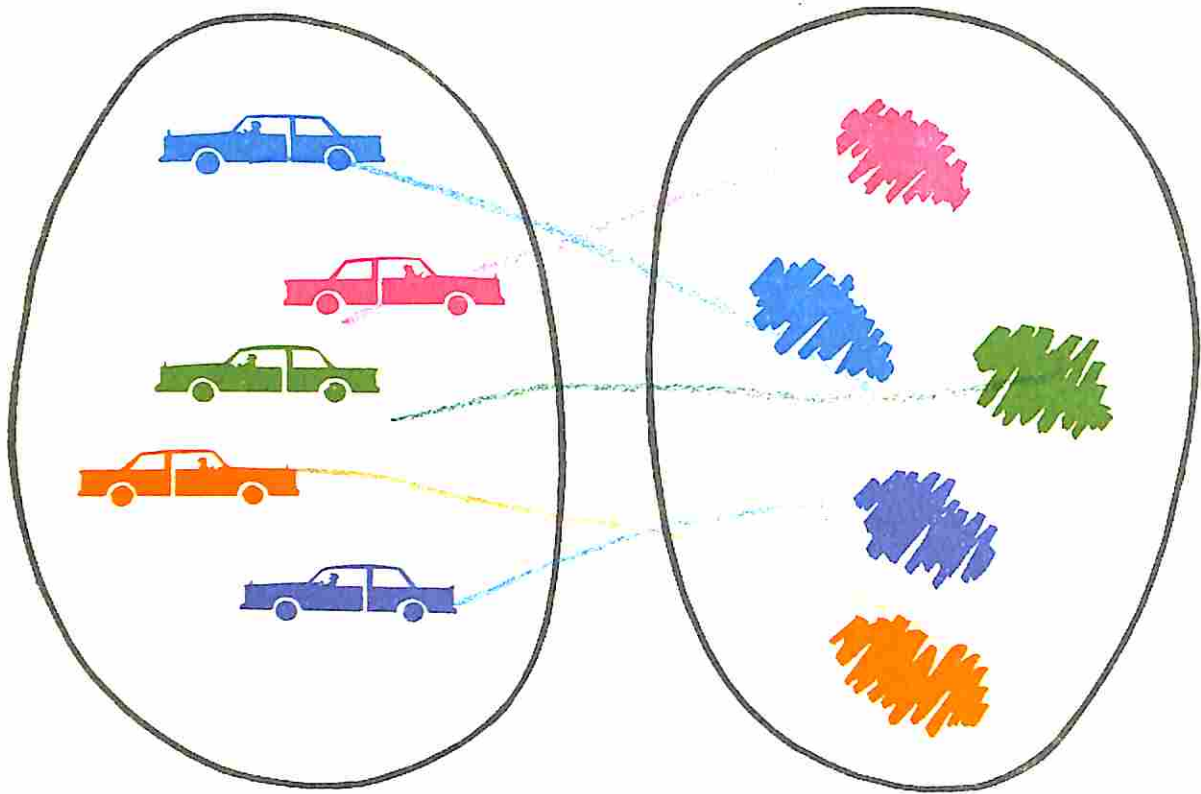
		X	
			X
	X		



Complete os quadros




Vamos corresponder a cada carro a sua cor

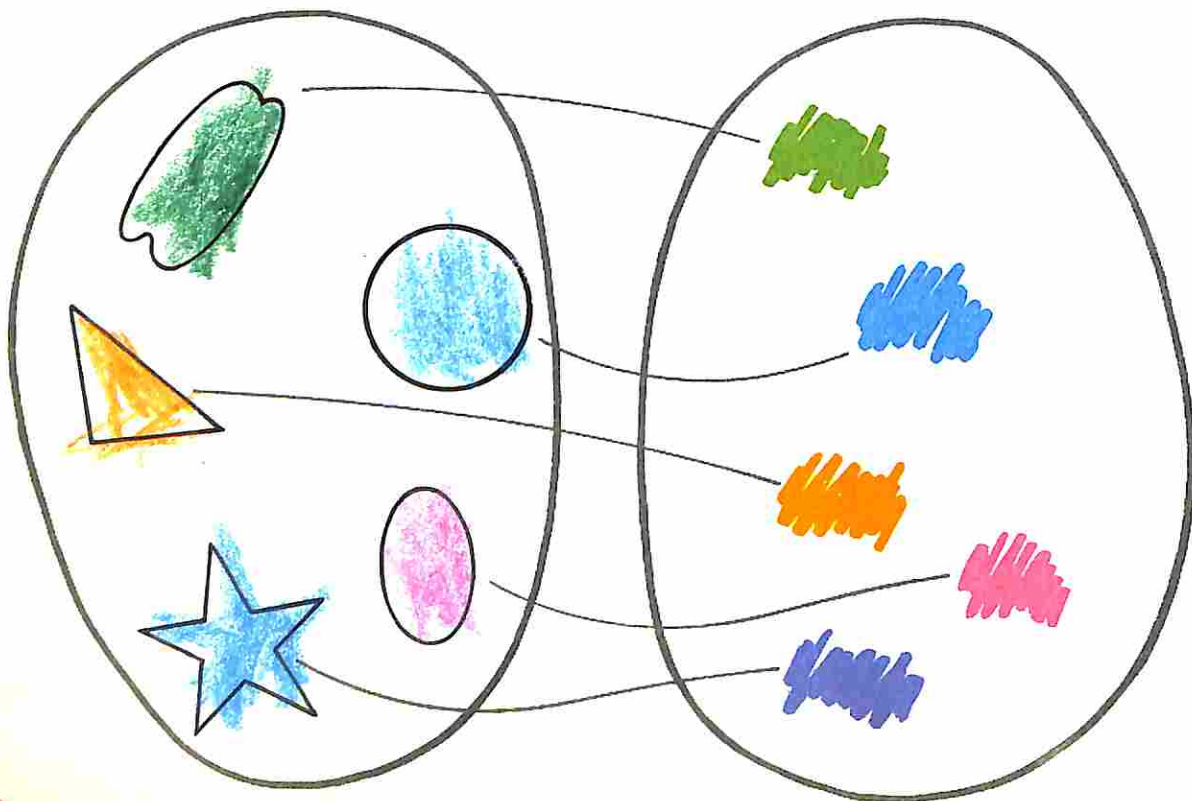


Onde há mais?

Vamos colocar uma flor em cada vaso



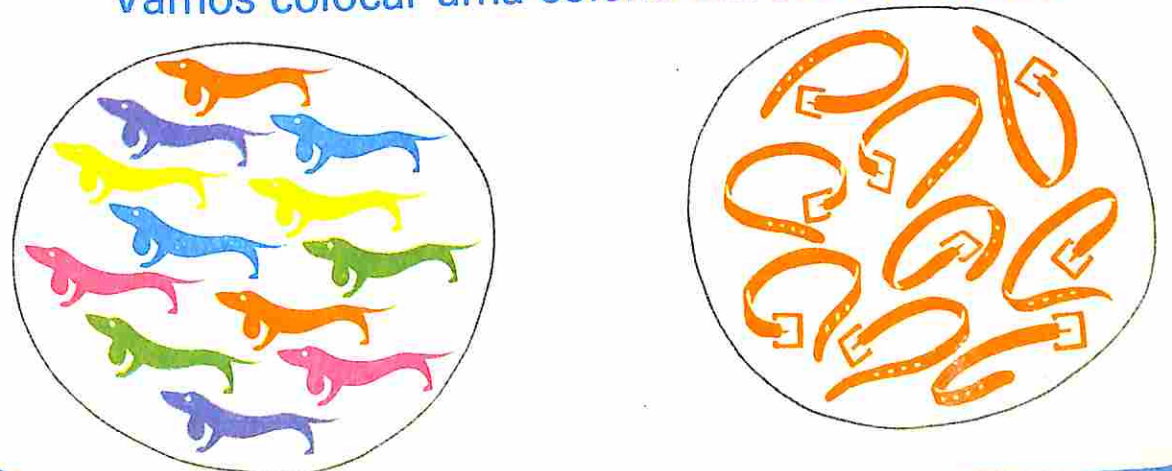
Vamos pintar cada figura com a cor indicada




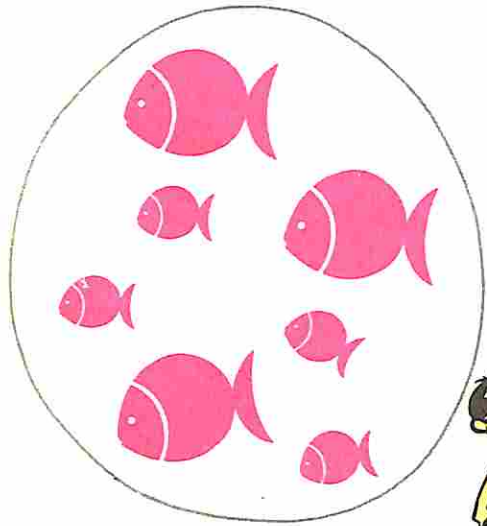
Vamos dar uma bola a cada criança



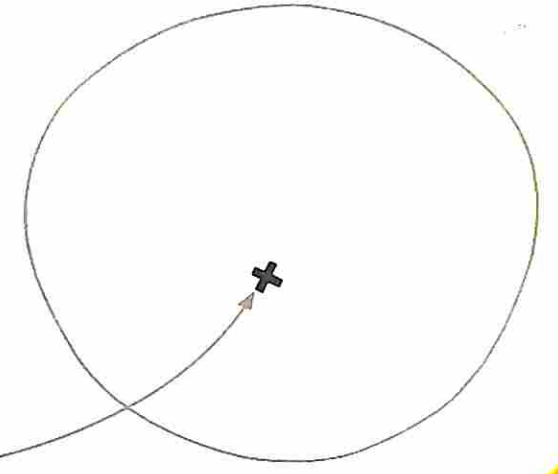

Vamos colocar uma coleira em cada cachorro



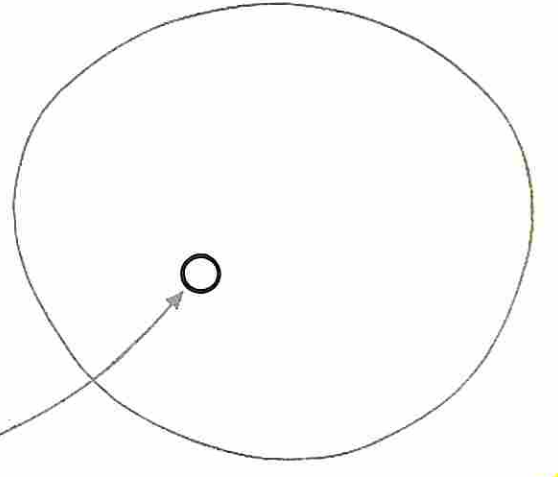

Onde há menos?



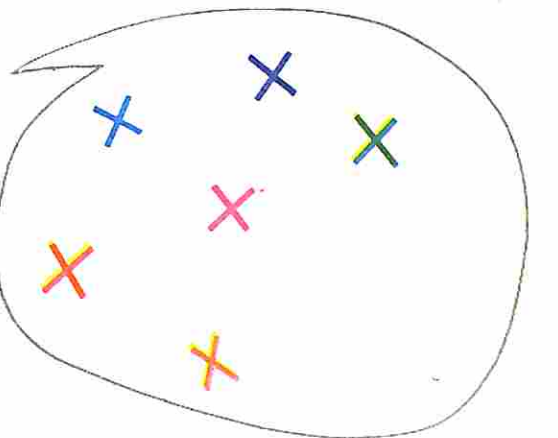
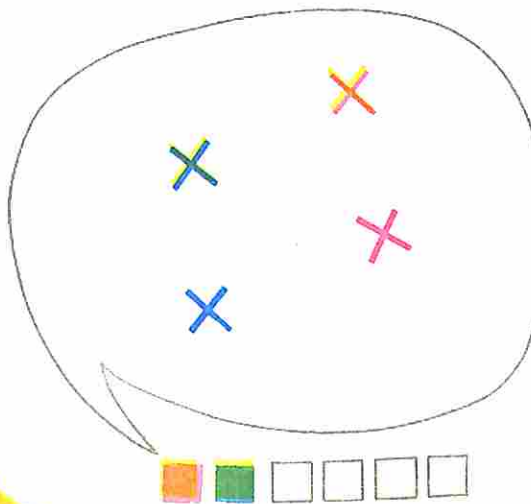
A cada animal faça corresponder uma marca



Desenhe uma marca para cada flor




Pinte tantas barras quantas cruces






Vamos corresponder: cor - quantidade




Complete com flechas

A flecha diz: "Sou maior que você"




A flecha diz: "Tem a cor diferente de"



Complete com flechas

"Sou mais alto que você"

Coloque em ordem

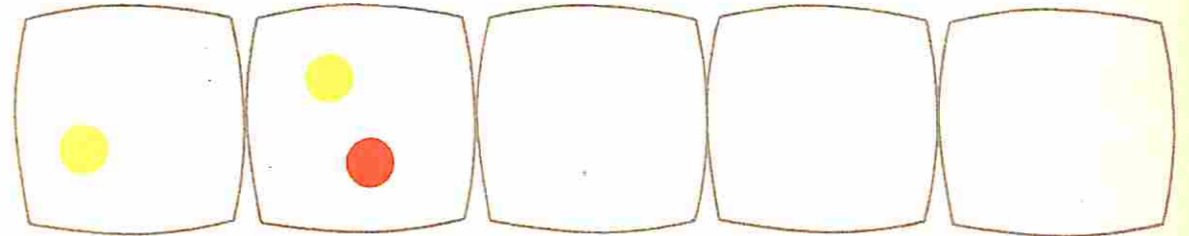


"Sou menor que você"

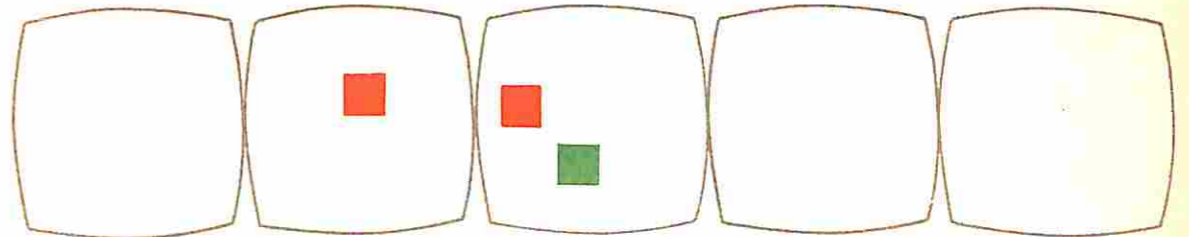


Vamos desenhar

mais uma 

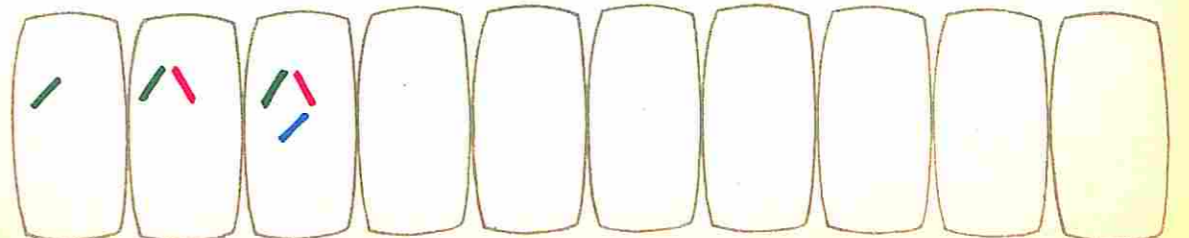
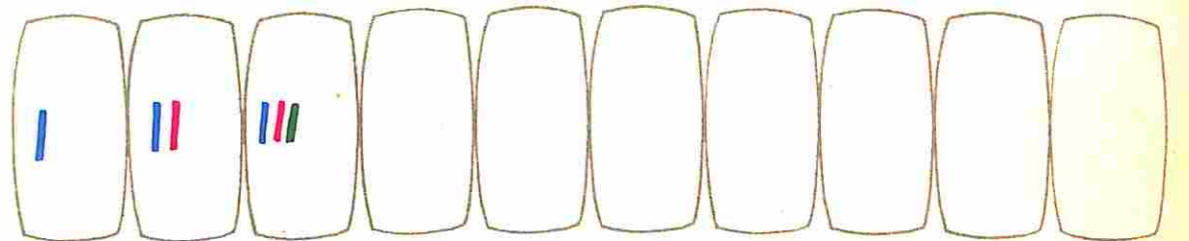
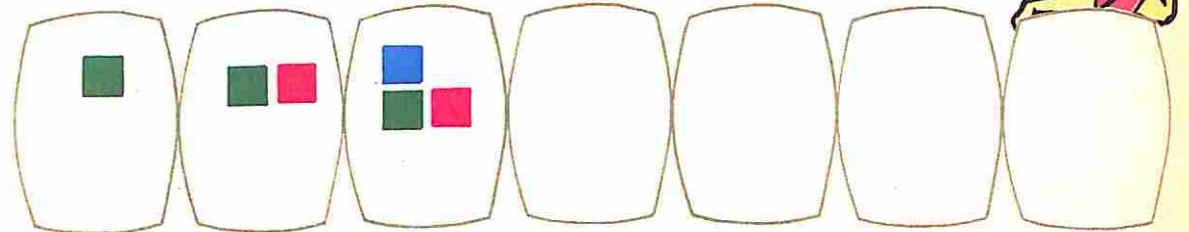


mais um 












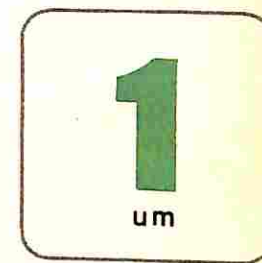
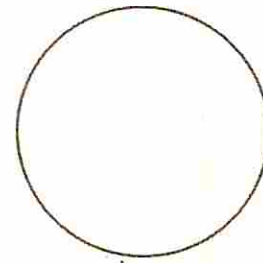

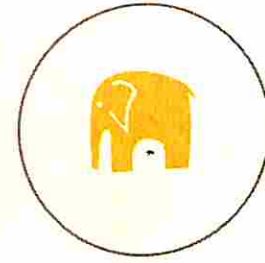

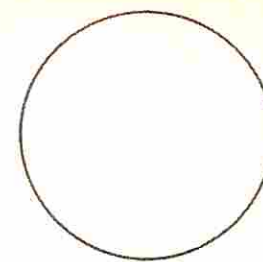
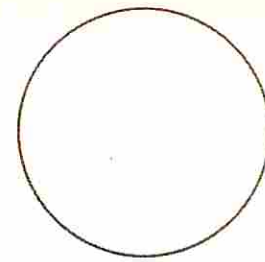
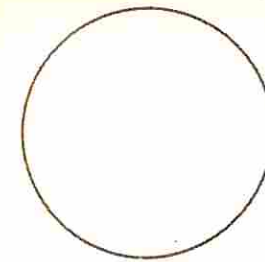





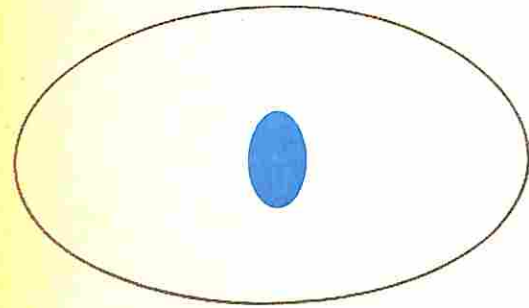

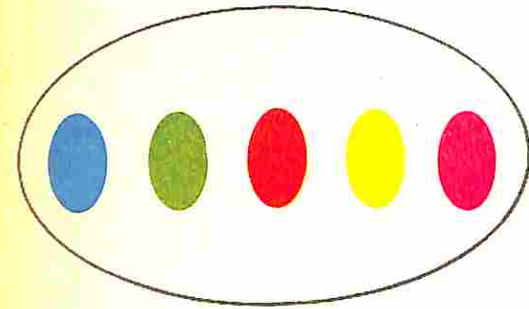
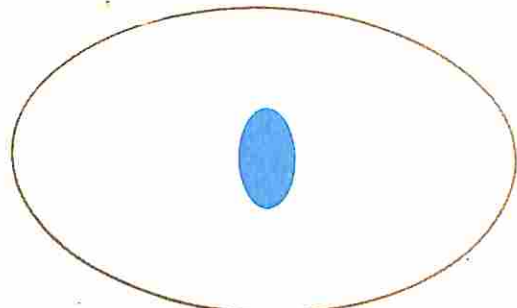
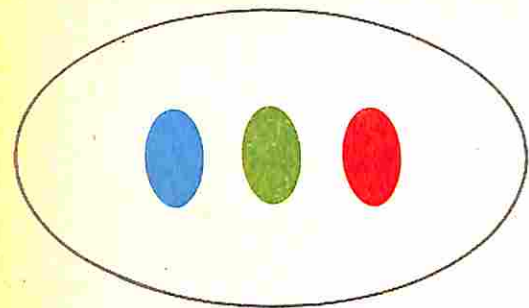


Vamos completar

sempre um a mais



Vamos colocar em ordem

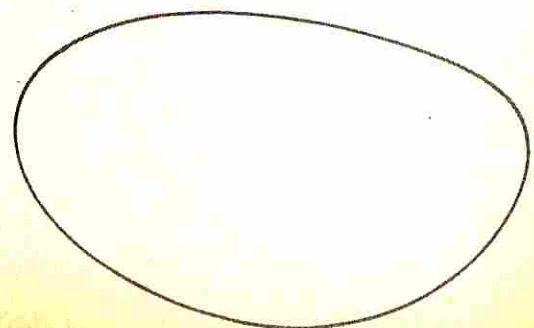

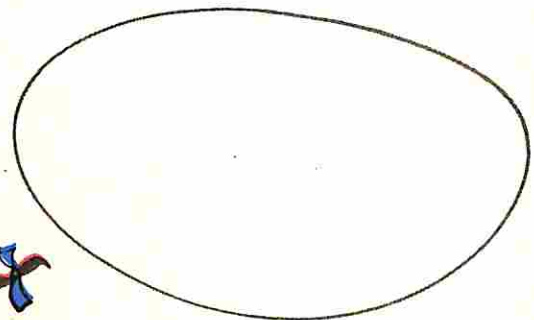

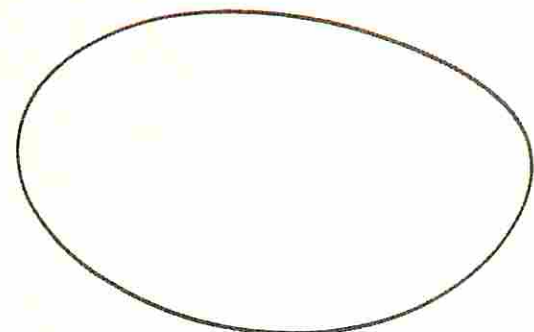
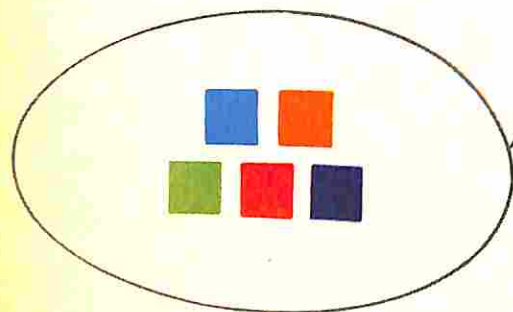
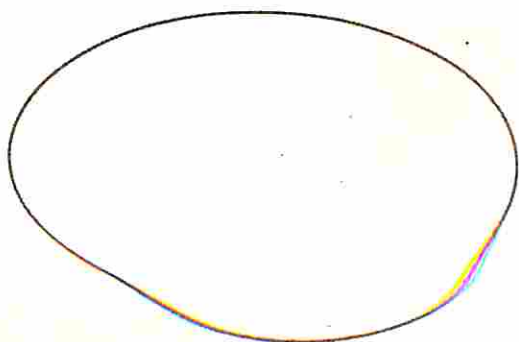

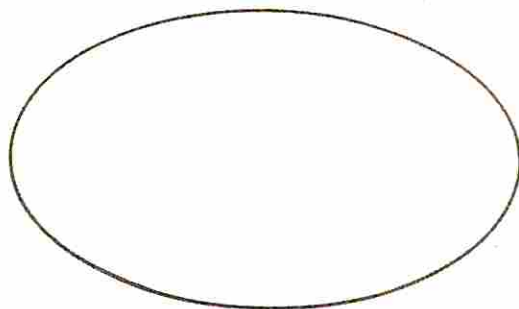



Quantos?

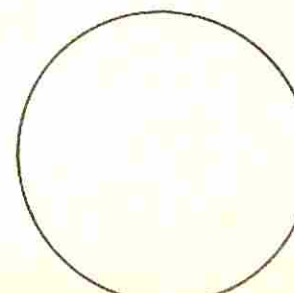

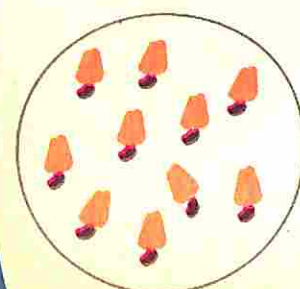


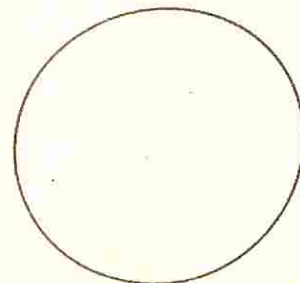




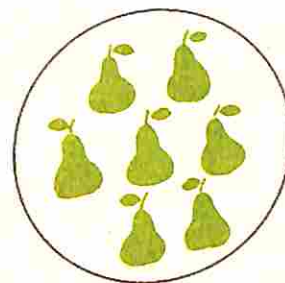


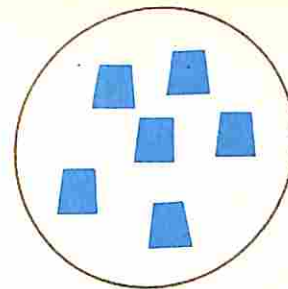

Desenhe de acordo com as etiquetas

Ligue cada conjunto com a etiqueta correspondente


Vamos colocar em ordem




Vamos completar




Quantos?



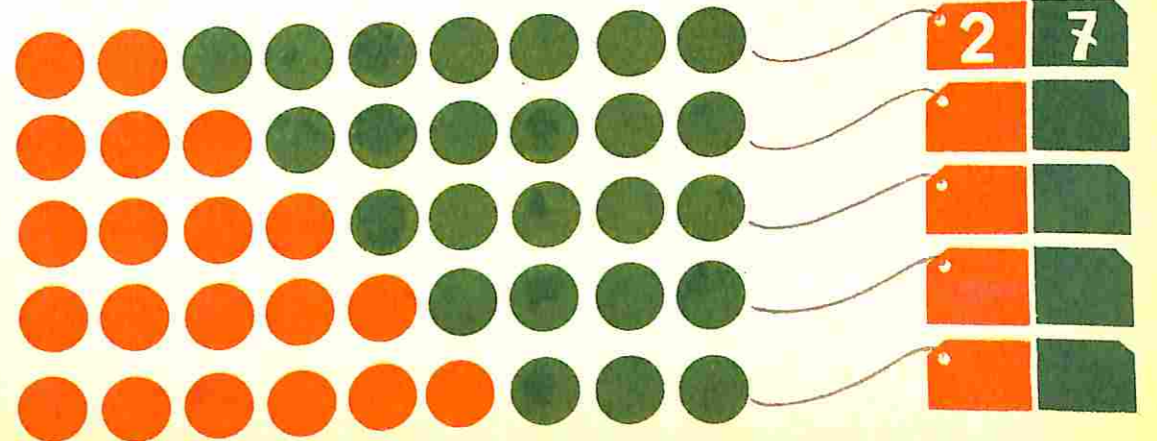
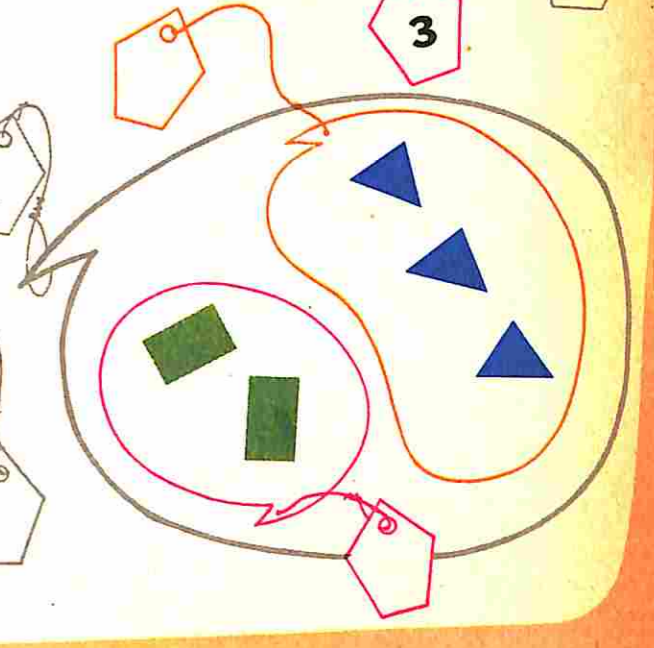
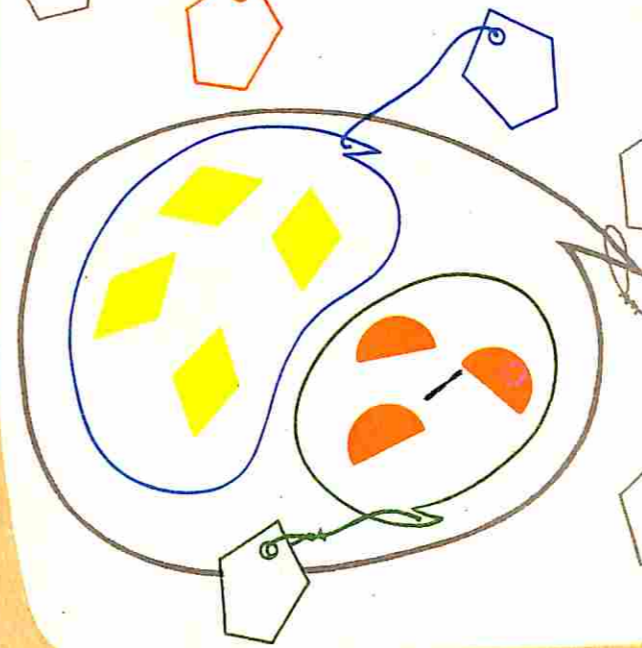
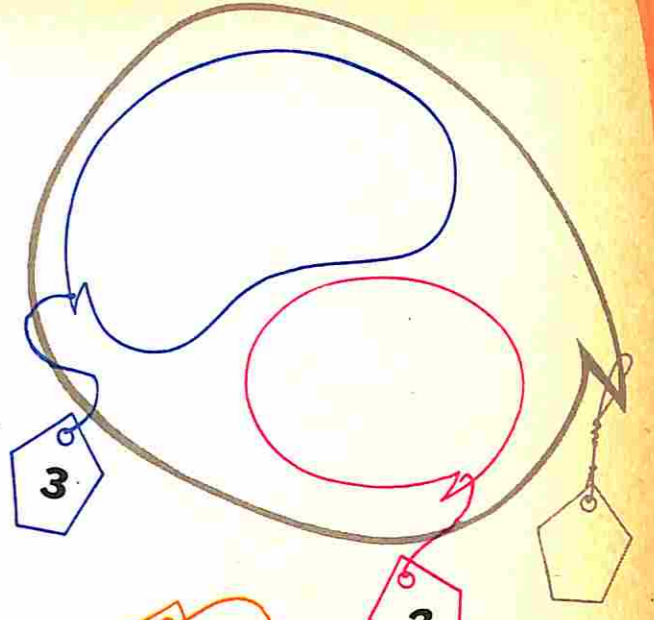
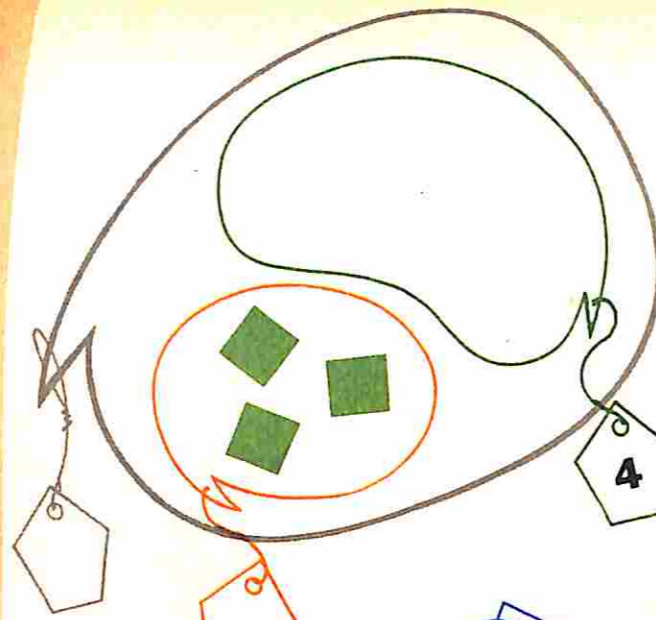
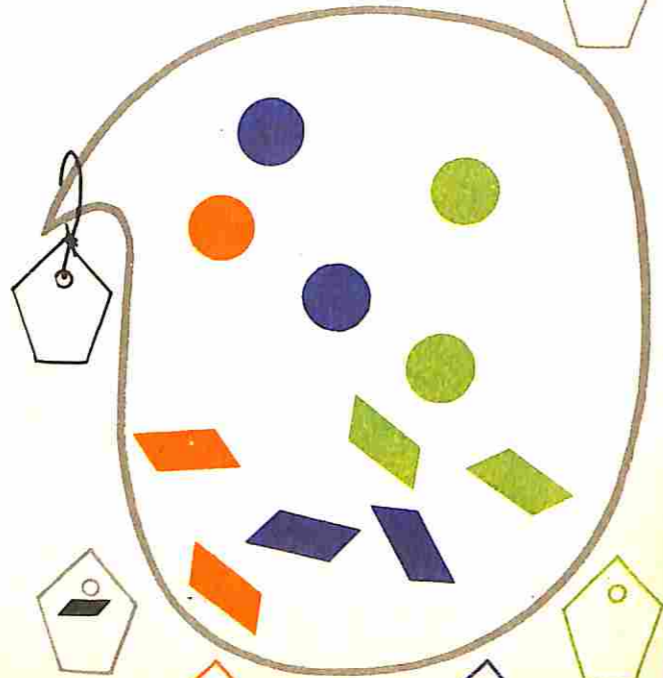
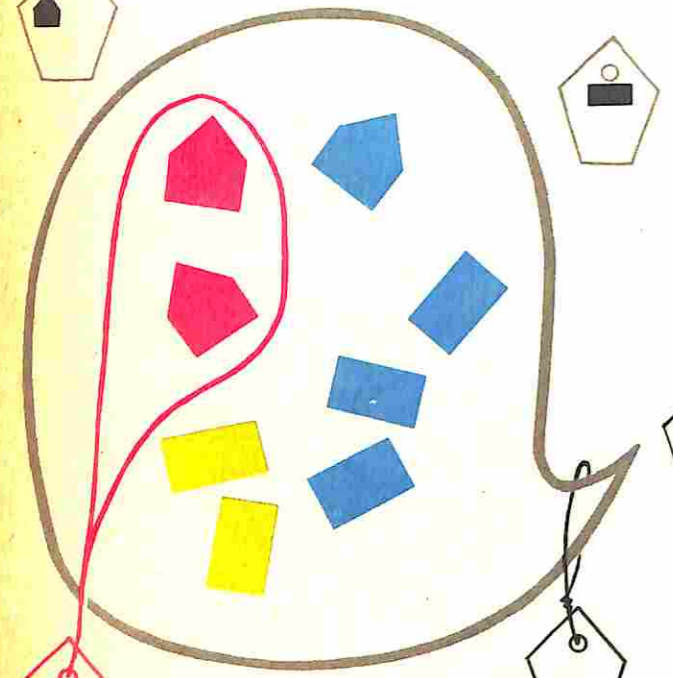

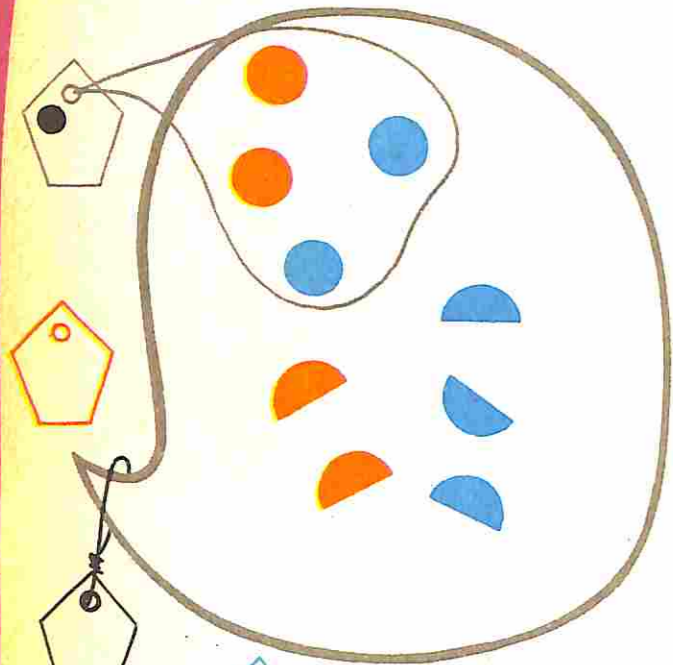
Quantos?




Vamos desenhar




Quantos?




A flecha diz: "Tem a mesma forma que"



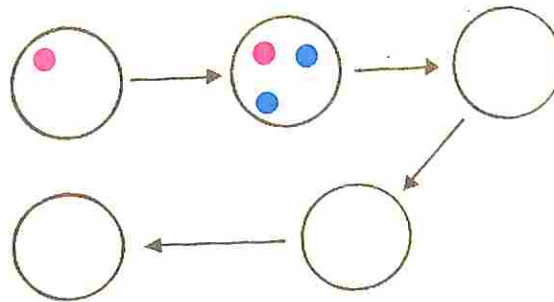
A flecha diz: "Tem a mesma quantidade que"



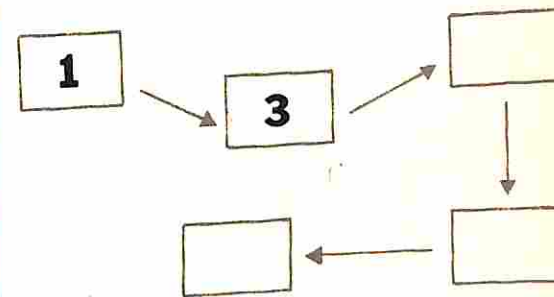
A flecha diz: "Tem a mesma quantidade"



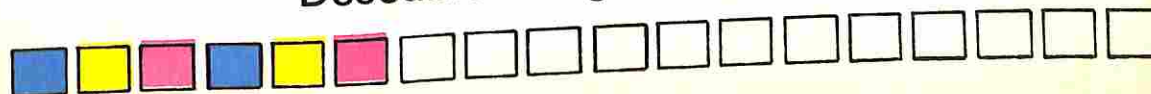
Coloque mais 2



Acrescente 2




Descubra a regra e continue






# Cada criança tem um sinal

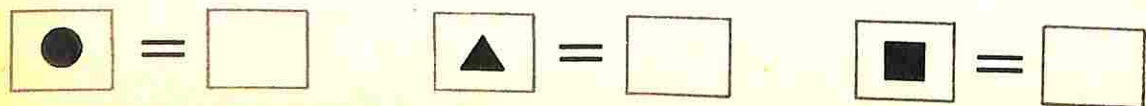
As crianças perderam seus sinais.  
Encontre os sinais para as crianças.



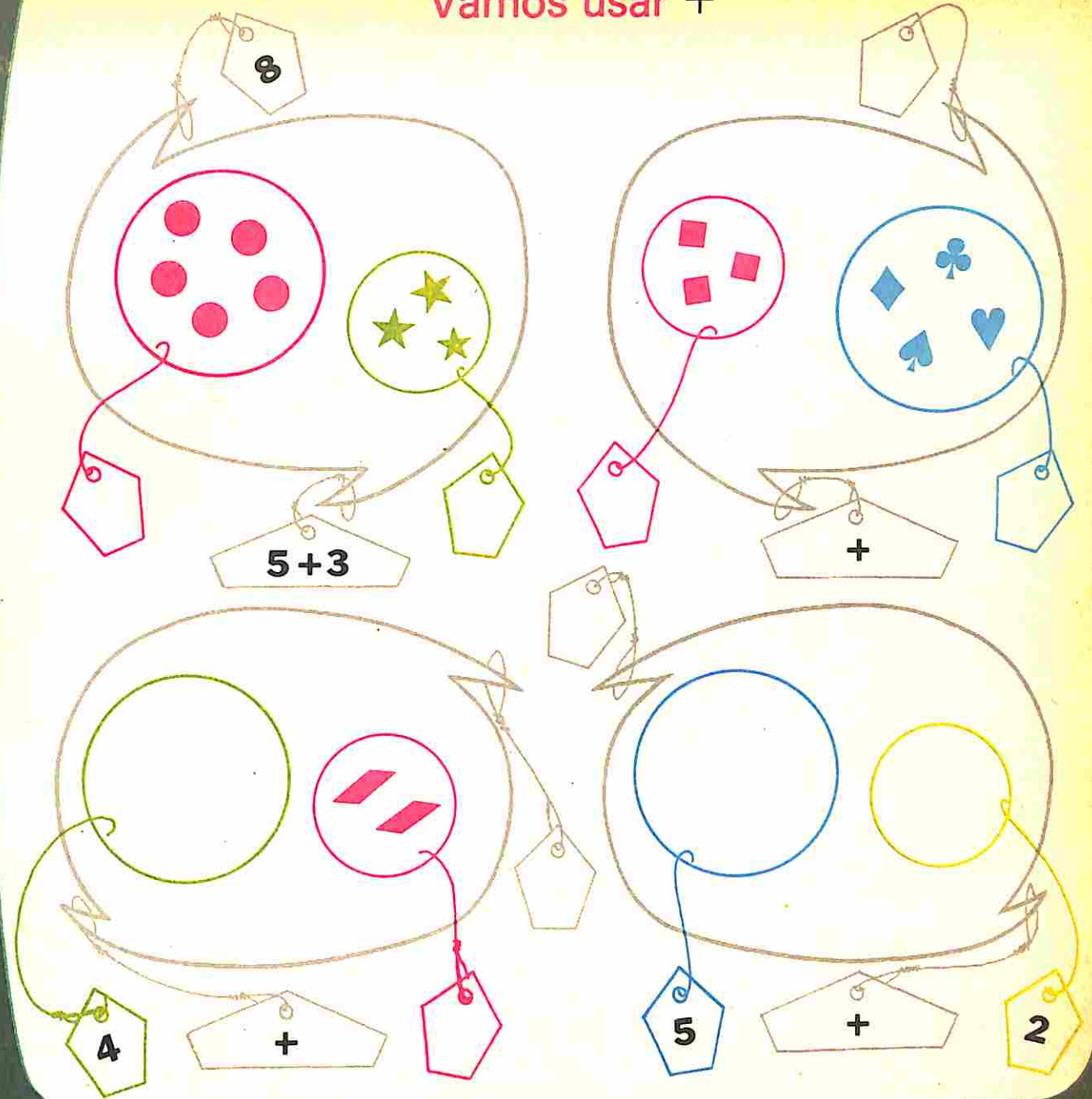
# Dê um outro sinal a cada criança



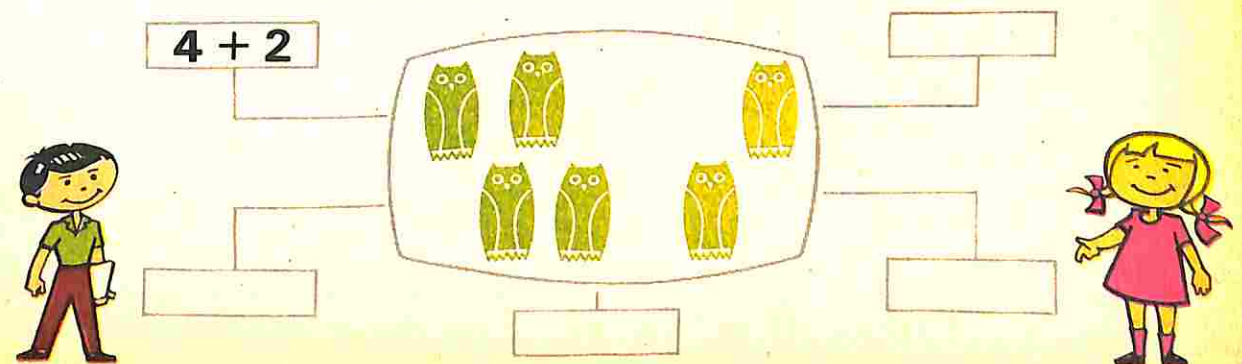
Complete



# Vamos usar +



# Vamos escrever de diferentes maneiras



$3 + 4$  é o mesmo que 7

\_\_\_\_\_ é o mesmo que \_\_\_\_\_

$3 +$  \_\_\_\_\_ é o mesmo que  $2 +$  \_\_\_\_\_

\_\_\_\_\_ + \_\_\_\_\_ é o mesmo que \_\_\_\_\_ + \_\_\_\_\_

Observe e continue

é o mesmo que

$2 + 4$	$6$
$\square + \square$	$\square$
$\square + \square$	$\square$
$3 + 5$	$\square$
$2 + 7$	$\square$



Vamos usar o sinal  $=$  é o mesmo que

$3 + 2 =$  \_\_\_\_\_

$\square + \square = \square + \square$

$\square + \square = \square + \square$

$\square + \square = \square + \square$

$\square + \square = \square + \square$

Vamos usar o sinal  $\neq$  é diferente de

$7 \neq 2 + \underline{\quad}$

$\underline{\quad} + \underline{\quad}$

Complete com = ou  $\neq$

$4 \underline{\quad} 4$

$5 \neq 3$

$4 \underline{\quad} 6$

$3 \neq$

$\neq$

Continue completando com = ou  $\neq$

$5 \underline{\quad} 7$

$2 \underline{\quad} 3$

$2 + 1 \underline{\quad} 3$

$1 + 1 \underline{\quad} 1 + 2$

$3 + 1 \underline{\quad} 3$

$5 + 0 \underline{\quad} 2 + 3$

Vamos completar com números

$2 + 4 = 6$

$\underline{\quad} + \underline{\quad} =$

$\underline{\quad} + \underline{\quad} =$

$\underline{\quad} + \underline{\quad} =$

Acrescente 2

Entrada	Saída

+ 2

Entrada	Saída
2	
3	
4	
6	
7	

Vamos repartir as bolas de diferentes maneiras  
Azuis para Marcos e **Vermelhas** para Luciana



$1 + 2 = \underline{\quad}$



$\underline{\quad} + \underline{\quad} = \underline{\quad}$




$\underline{\quad} + \underline{\quad} = \underline{\quad}$



$\underline{\quad} + \underline{\quad} = \underline{\quad}$

**Verdes** para Wilson e **Amarelas** para Denise



$3 + 1 = \underline{\quad}$



$\underline{\quad} + \underline{\quad} = \underline{\quad}$



$\underline{\quad} + \underline{\quad} = \underline{\quad}$



$\underline{\quad} + \underline{\quad} = \underline{\quad}$



$\underline{\quad} + \underline{\quad} = \underline{\quad}$

Vamos corresponder: cor - quantidade



3

4



$0 + 2$

$1 + 2$

$1 + 3$

$1 + 1$

2

$2 + 2$

Complete as tabelas

+	0	1	2	3
1	1	2		
2				



+	0	1	2
0			
1			
2			

Complete de diferentes maneiras

$\triangle + \square = 6$

$\triangle + \square = 6$

$\triangle + \square = 6$

$\triangle + \square = 6$

$\triangle + \square = 6$

$\triangle + \square = 6$

Ligue com traços quando juntos somam 6

1

5

2

4

3



6

0

3



= ou ≠

$2 + 3 \underline{\quad} 5$

$1 + 4 \underline{\quad} 6$

















$3 + 0 \underline{\quad} 2 + 1$

$2 + 2 \underline{\quad} 4 + 0$

# Trabalhe com estas figuras





**C** muda cor e não muda forma. | **F** muda forma e não muda cor.


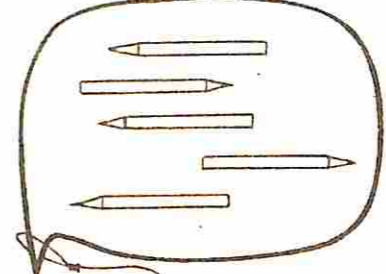




	<b>C</b>			<b>F</b>	
	<b>C</b>			<b>F</b>	
	<b>C</b>			<b>F</b>	
	<b>C</b>			<b>F</b>	





A flecha diz: "Ele é meu vizinho"

	<b>1</b>	<b>1 + 1</b>	<b>2 + ___</b>	<b>0 + ___</b>
		<b>3 + ___</b>	<b>2 + ___</b>	<b>3 + ___</b>
		<b>3 + ___</b>	<b>4 + ___</b>	



# Como posso repartir 5 lápis entre Marcelo e Gustavo?

		
<b>1 + 4 =</b> <input type="text"/>	<b>+</b> <input type="text"/> = <input type="text"/>	<b>+</b> <input type="text"/> = <input type="text"/>
		
<b>+</b> <input type="text"/> = <input type="text"/>	<b>+</b> <input type="text"/> = <input type="text"/>	<b>+</b> <input type="text"/> = <input type="text"/>

# Vamos completar

	<b>Entrada</b>
<b>+ 4</b>	
<b>1</b>	<b>Saída</b>

# Dê outros nomes



## Em Matemática

$$7 = \_ + \_$$

$$7 = \_ + \_$$

$$7 = \_ + \_$$

$$\_ = \_ + \_$$

$$\_ = \_ + \_$$

$$\_ = \_ + \_$$

## Complete

$$1 + 2 = \square$$

$$4 + 2 = \square$$

$$0 + 5 = \square$$

$$4 + 3 = \square$$

$$5 + 2 = \square$$

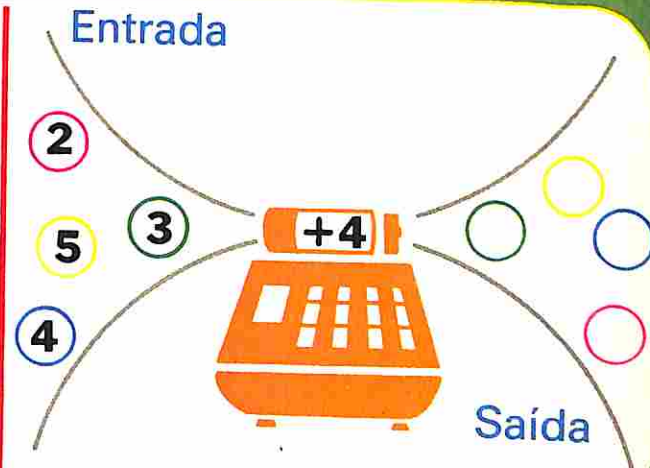
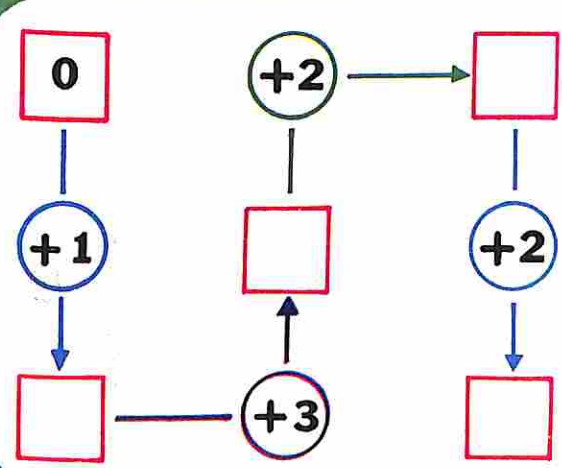
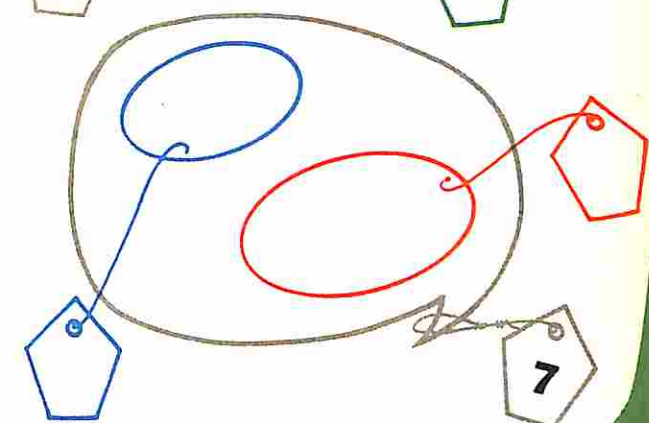
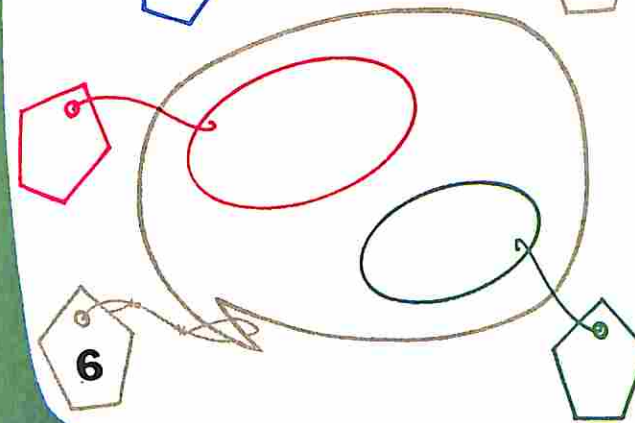
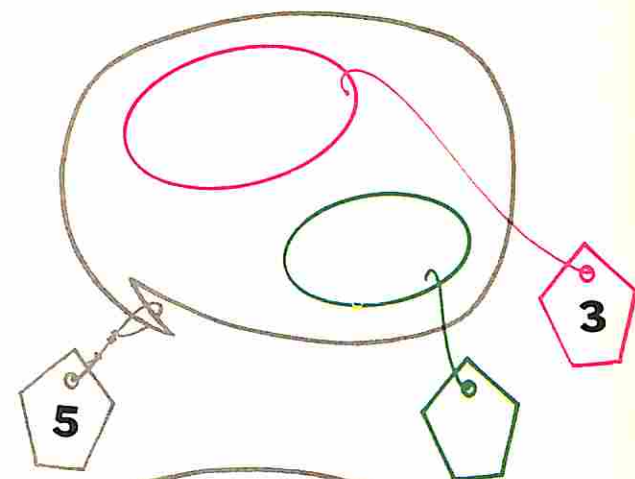
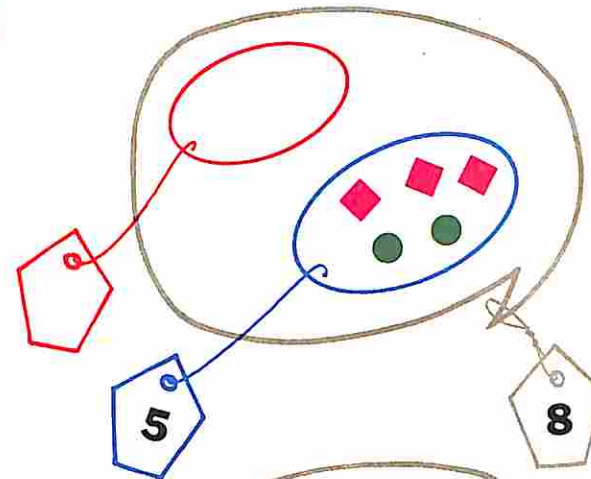
$$0 + 6 = \square$$

$$0 + 1 = \square$$

$$3 + 5 = \square$$

$$0 + 7 = \square$$

# Vamos completar



▲	0	5	3	2	4	1	6
■	6	1					



Descubra um segredo

Complete

$\square + 2 = 3$	$\square + 3 = 3$
$\square + 2 = 4$	$\square + 3 = 4$
$\square + 2 = 5$	$\square + 3 = 5$



Dê outros nomes para 8

$8 + \bigcirc = 8$	$\square + \bigcirc = 8$
$0 + \bigcirc = 8$	$\square + \bigcirc = 8$
$1 + \bigcirc = 8$	$\square + \bigcirc = 8$
$2 + \bigcirc = 8$	$\square + \bigcirc = 8$



Complete com números

$\square - (+2) \rightarrow 4$	$3 - (+\_\_) \rightarrow 6$
$\square - (+1) \rightarrow 4$	$2 - (+\_\_) \rightarrow 6$
$\square - (+4) \rightarrow 4$	$1 - (+\_\_) \rightarrow 6$

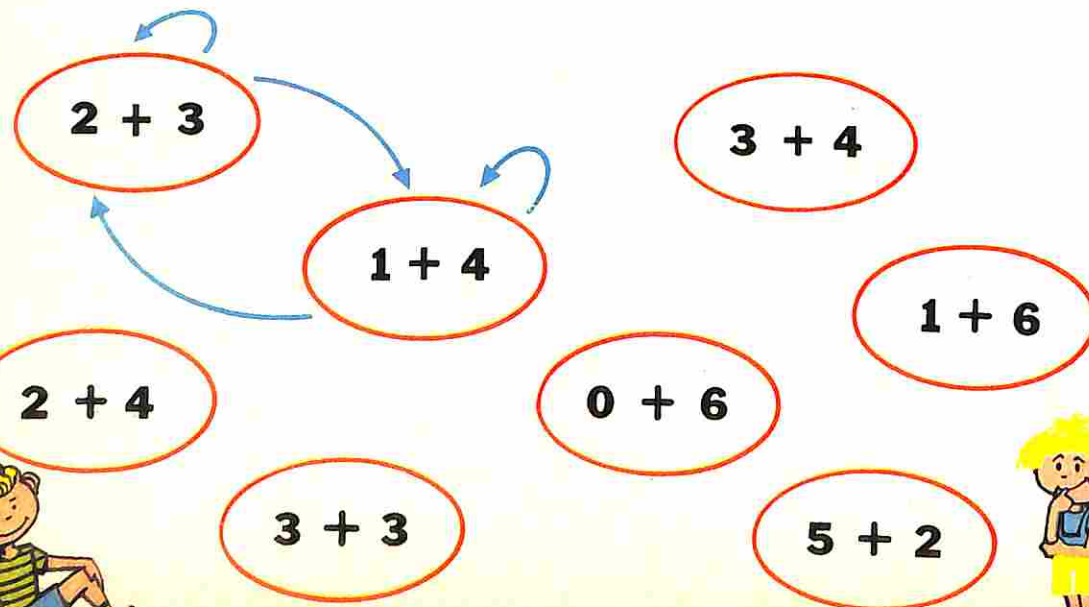


Pinte com a mesma cor as etiquetas que representam o mesmo número

$6+0$	$1+7$	$6+2$	$7+0$
$3+4$			$5+2$
$3+3$	$5+3$	$4+4$	$1+5$
$5+1$	$6+1$		$0+8$
	$4+3$	$7+1$	$4+2$
			$3+5$





A flecha diz: "É o mesmo que"



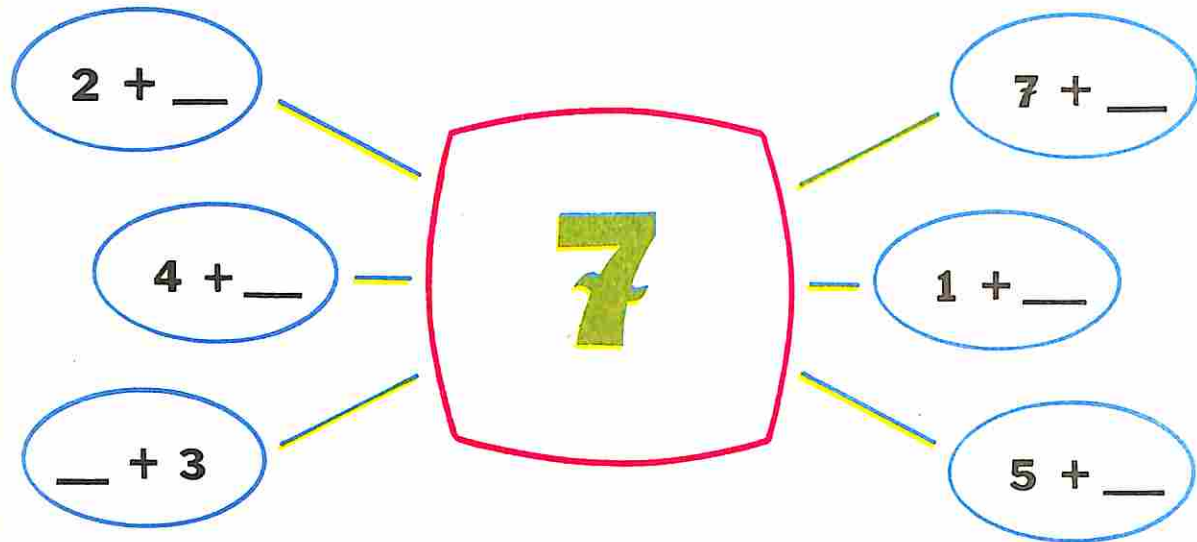
Quantas figurinhas temos? \_\_\_\_\_

Faltam \_\_\_\_\_

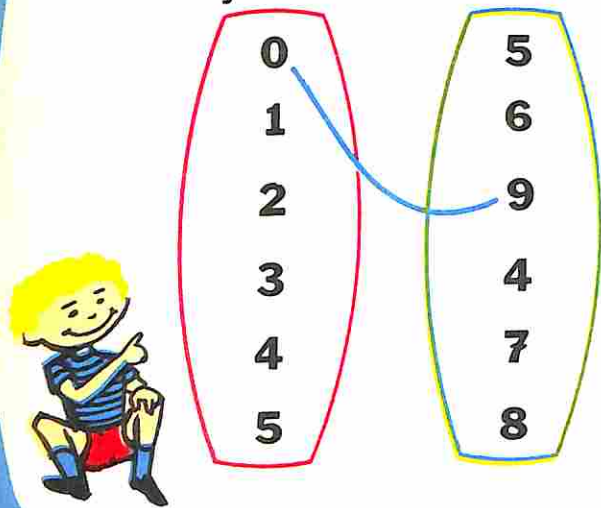
Ao todo \_\_\_\_\_



Dê outros nomes para 7



Ligue com um traço quando juntos somam 9

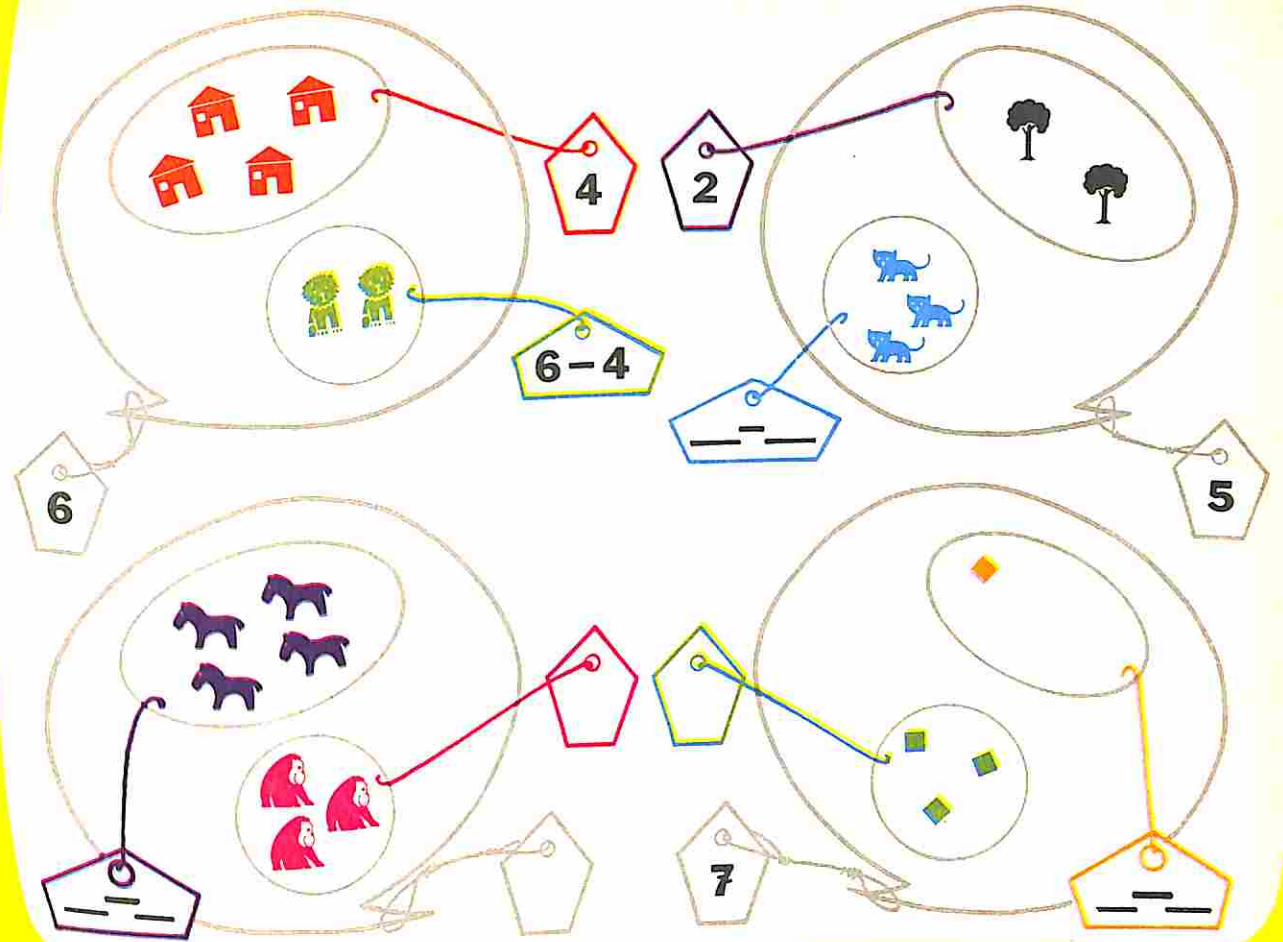


Complete

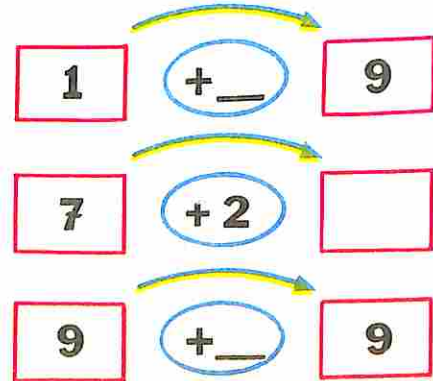
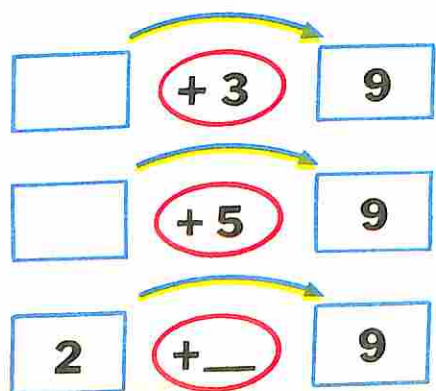
- +  = 9
- 2 +  = 9
- 5 +  = 9
- 7 +  = 9
- 3 +  = 9



Vamos usar -



Tenho	Dei	Fiquei	Em matemática
6	1		6 - 1 = 5
6	2		
6	3		
6	4		
6	0		





Mamãe fez \_\_\_ pudins  
Comemos \_\_\_ pudins  
Sobraram \_\_\_ pudins




# Vamos trabalhar com máquinas

**Tira 3**

Entrada	Saída
6 	
8	
9	

**Tira 4**

Entrada	Saída
	

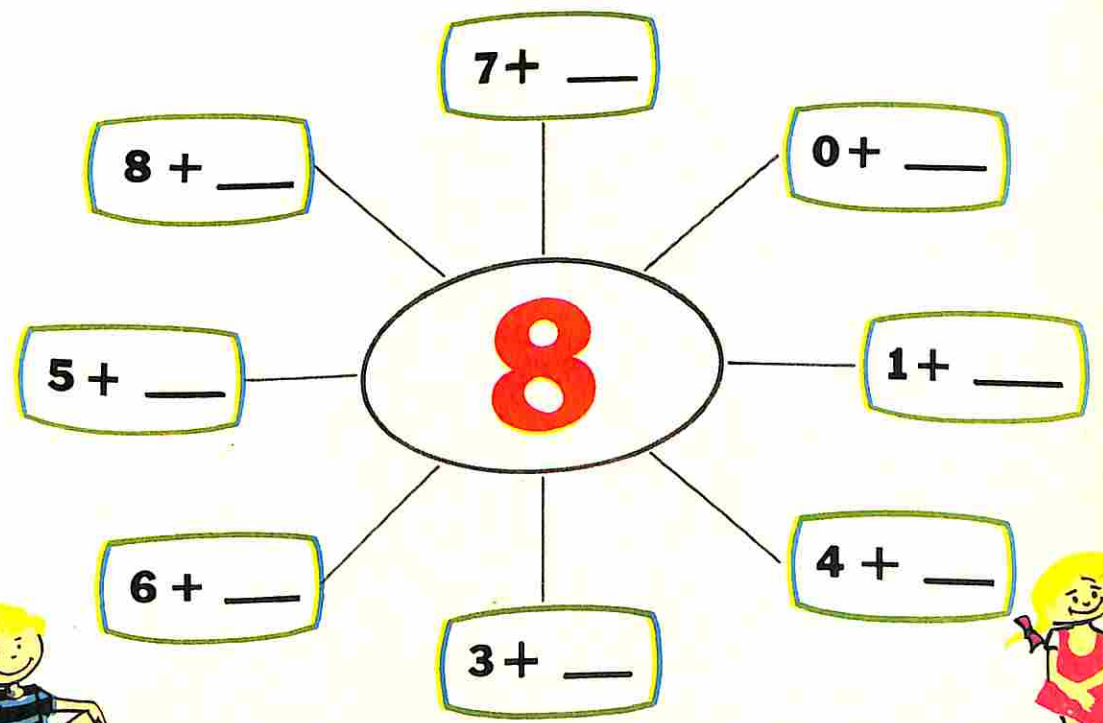
Complete

Entrada	$- 3$	Saída	Entrada	$- 4$	Saída
8	$- 3$		6	$- 4$	
8	$- 3$		9	$- 4$	
9	$- 3$		8	$- 4$	
8	$- 3$		4	$- 4$	



	Sentença matemática
○○○○○ <del>○</del>	$7 - 1 = \underline{\quad}$
○○○○○ <del>○</del> <del>○</del>	
○○○○ <del>○</del> <del>○</del> <del>○</del>	
○○○ <del>○</del> <del>○</del> <del>○</del> <del>○</del>	
○○ <del>○</del> <del>○</del> <del>○</del> <del>○</del> <del>○</del>	
○ <del>○</del> <del>○</del> <del>○</del> <del>○</del> <del>○</del> <del>○</del>	

Complete as etiquetas, de modo que os números ligados sejam iguais



# Vamos trabalhar com máquinas

**Tira 3**

**Tira 4**

	Entrada	Saída		Entrada	Saída
6			6		
8			8		
9			9		

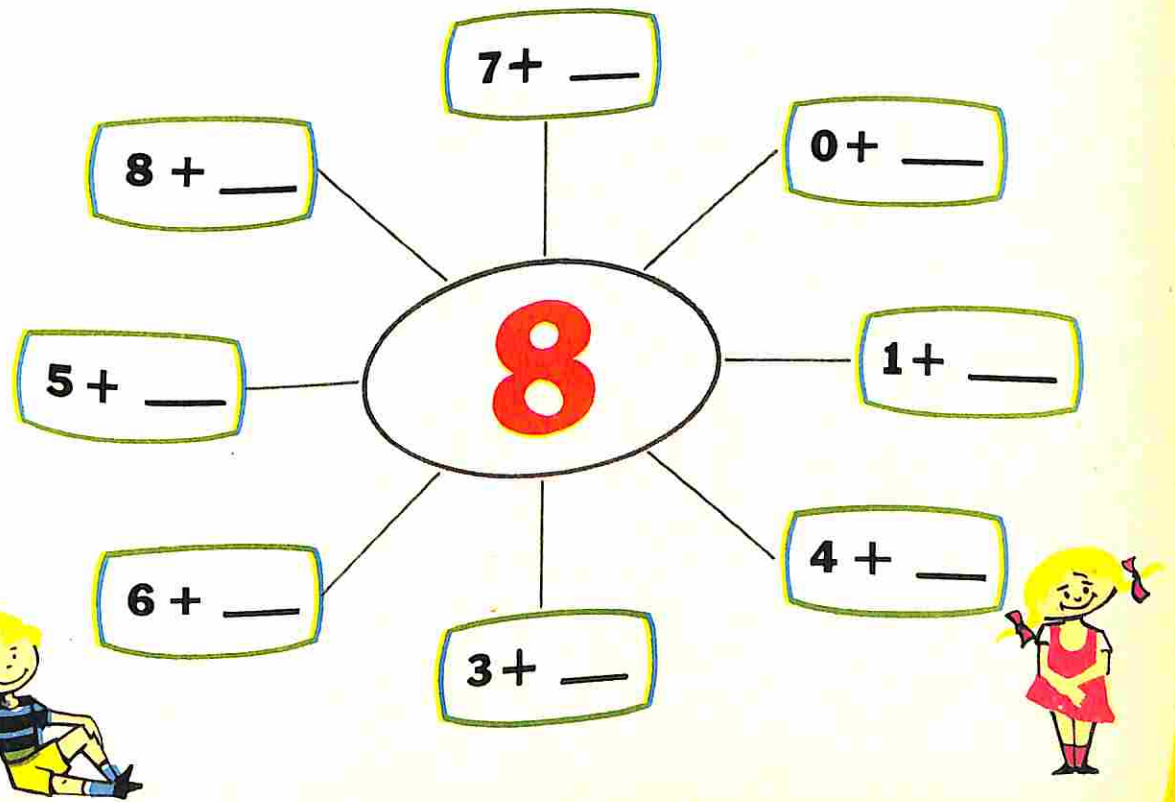



	Sentença matemática
	$7 - 1 = \underline{\quad}$

Complete as etiquetas, de modo que os números ligados sejam iguais

Complete

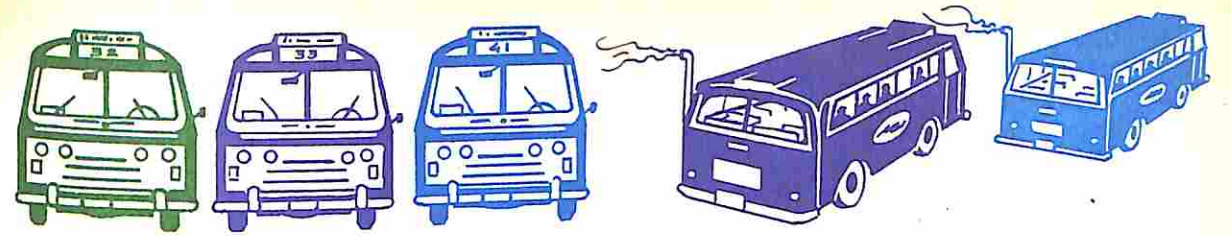
Entrada		Saída	Entrada		Saída
8	$- 3$	<input style="border: 1px solid red;" type="text"/>	6	$- 4$	<input style="border: 1px solid green;" type="text"/>
8	$- 3$	<input style="border: 1px solid red;" type="text"/>	9	$- 4$	<input style="border: 1px solid green;" type="text"/>
9	$- 3$	<input style="border: 1px solid red;" type="text"/>	8	$- 4$	<input style="border: 1px solid green;" type="text"/>
8	$- 3$	<input style="border: 1px solid red;" type="text"/>	4	$- 4$	<input style="border: 1px solid green;" type="text"/>



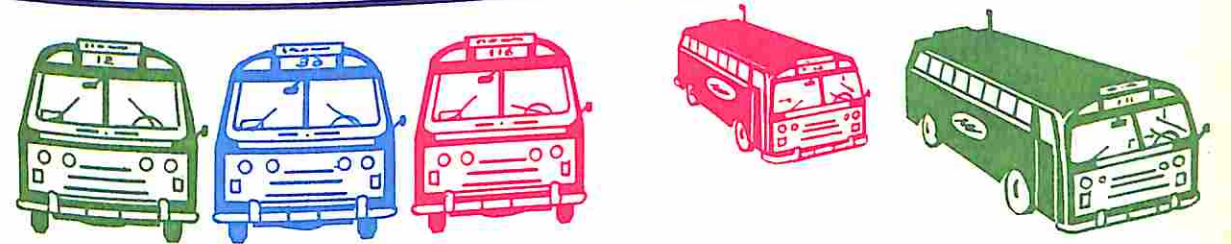


O pai de Paulo comprou **8** garrafas de refrigerante.  
Tomamos **6** garrafas.  
Restam \_\_\_\_\_ garrafas.

Comprei	Gastei	Tenho	Em Matemática
8	1		$8 - 1 = \underline{\quad}$
8	2		
8	3		
8	4		
8	5		



Havia \_\_\_\_\_ ônibus • Saíram \_\_\_\_\_ ônibus • Ficaram \_\_\_\_\_ ônibus





Havia \_\_\_\_\_ ônibus • Chegaram \_\_\_\_\_ ônibus • Ficaram \_\_\_\_\_ ônibus

As etiquetas da mesma cor representam o mesmo número

Dê outros nomes para os números

Activity area with colored ovals and math problems:

- Green ovals:  $6 + 2$ ,  $5 + 0$ ,  $6 + 1$
- Blue ovals:  $8 - 1$
- Purple ovals:  $8 - 1$ ,  $6 + 1$



Nesta cesta há \_\_\_\_\_ ovos.  
Coloque **4** ovos.  
Ficaram \_\_\_\_\_ ovos.

Retire **4** ovos desta cesta.  
Ficaram \_\_\_\_\_ ovos.


Complete

Number line activities:

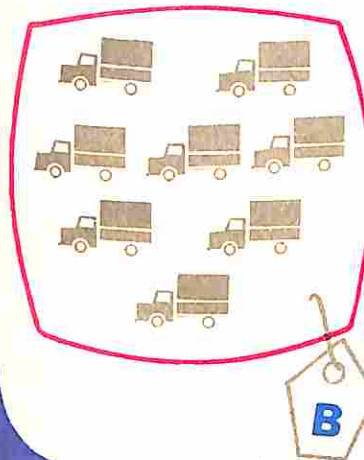
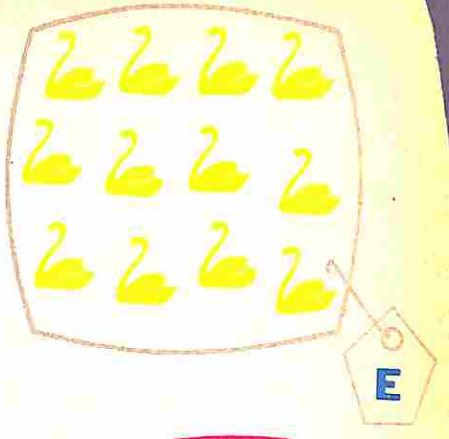
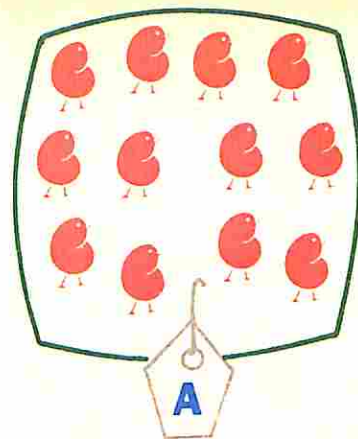
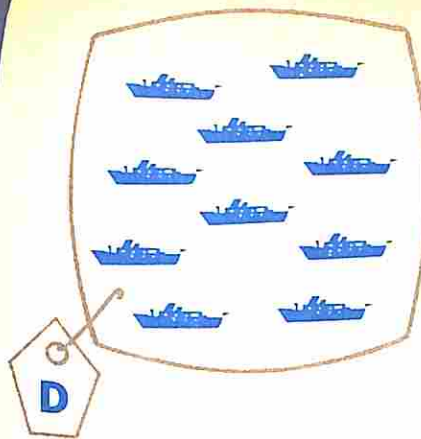
- Row 1:  $8 \xrightarrow{-2} \square \xrightarrow{-2} \square \xrightarrow{-2} \square \xrightarrow{-2} \square$
- Row 2:  $5 \xrightarrow{-1} \square$ ,  $4 \xrightarrow{-3} \square$ ,  $5 \xrightarrow{-2} \square$ ,  $4 \xrightarrow{-4} \square$



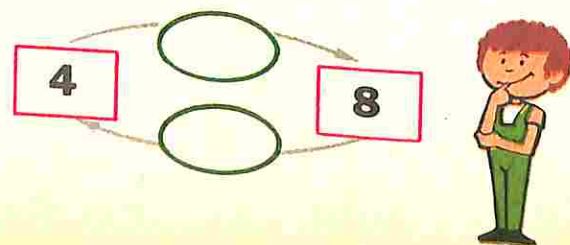
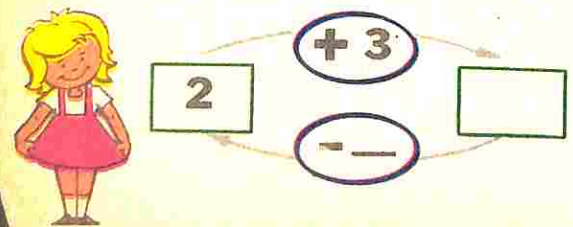
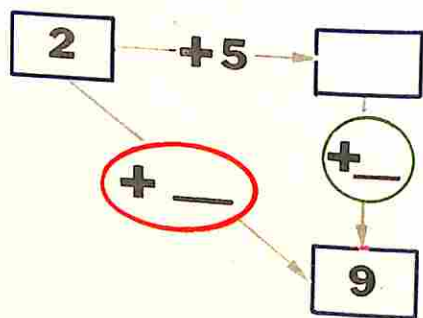
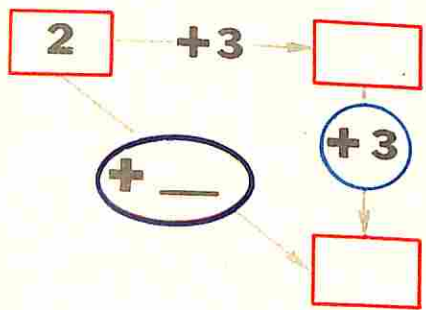
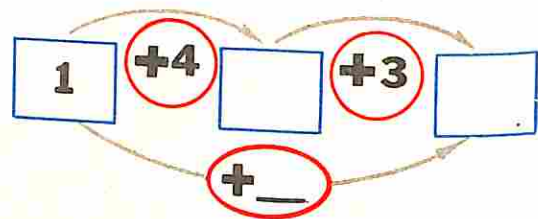
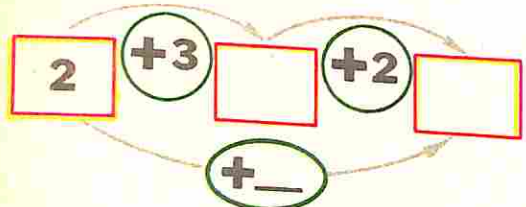

+	3	4	2
5			
3			
4			
2			



+	3	5	4
2			
3			
4			
5			



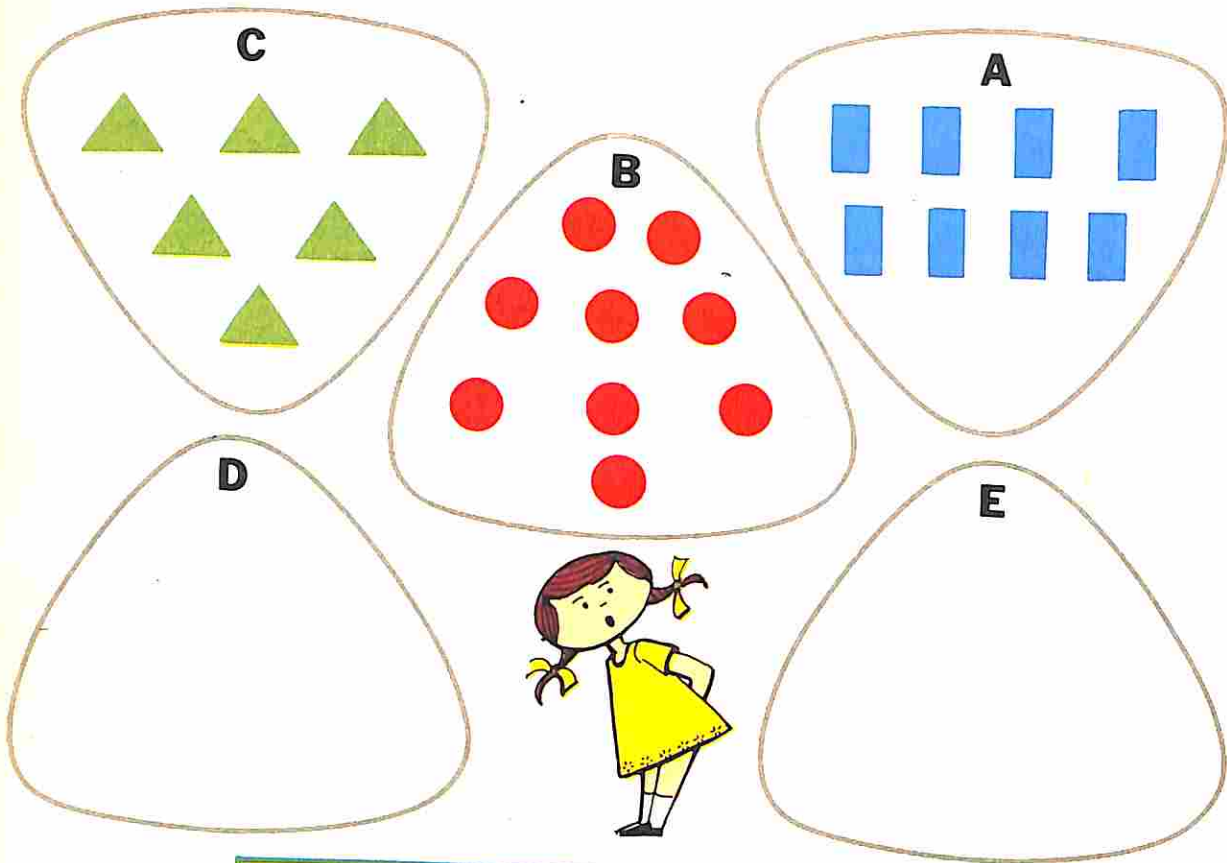
	Grupos de 5	Restam
A		
B		
C		
D		
E		



Complete as igualdades

$2 + 3 = \square$	$5 + 2 = 3 + \square$
$4 = \square + \square$	$4 + 4 = \square + \square$
$5 = \square + \square$	$7 + 2 = \square$
$5 + \square = 9$	$8 = \square + 5$
$6 = 4 + \square$	$4 + \square = 7$

Quantos grupos de 7?



	Grupos de 7	Restam
A		
B		
C		
D	1	4
E	2	5



$\_\_ + 5 = 9$

$9 - 5 = \_\_$

$\_\_ + 5 = 8$

$8 - 5 = \_\_$

$\_\_ + 3 = 6$

$6 - 3 = \_\_$

$\_\_ + 3 = 8$

$8 - 3 = \_\_$

$\_\_ + 2 = 9$

$9 - 2 = \_\_$

$6 + \_\_ = 8$

$8 - 6 = \_\_$

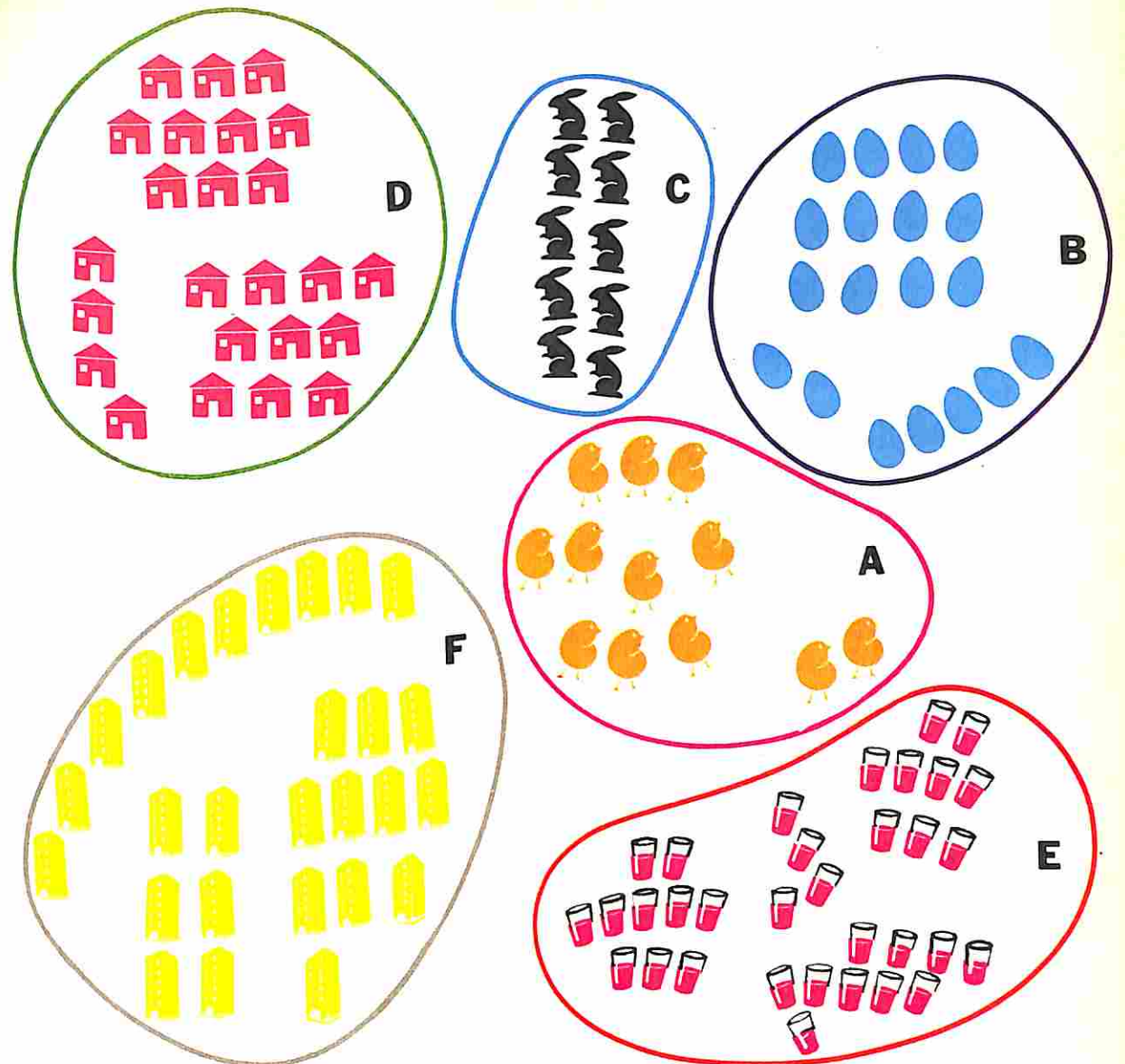
$\_\_ + 8 = 9$

$9 - 8 = \_\_$

$2 + \_\_ = 8$

$8 - 2 = \_\_$

Quantos grupos de 10?



A		
B		
C		
D		
E		
F		



Quantos grupos de 10?



Grupos de 10	Restam	Nome do número

Desenhe de acordo com a tabela  
Forme grupos de 10

Grupos de 10	Restam	Nome do número
7	3	



Grupos de 10	Restam	Nome do número

Grupos de 10	Restam	Nome do número
		97

Vamos aprender novos números

Vamos completar 11

		<input type="text"/>	+	<input type="text"/>	=	<input type="text"/>
	<input type="text"/>	<input type="text"/>	+	<input type="text"/>	=	<input type="text"/>
	<input type="text"/>	<input type="text"/>	+	<input type="text"/>	=	<input type="text"/>
	<input type="text"/>	<input type="text"/>	+	<input type="text"/>	=	<input type="text"/>
<input type="text"/>	<input type="text"/>	<input type="text"/>	+	<input type="text"/>	=	<input type="text"/>

Uma máquina adiciona e a outra subtrai

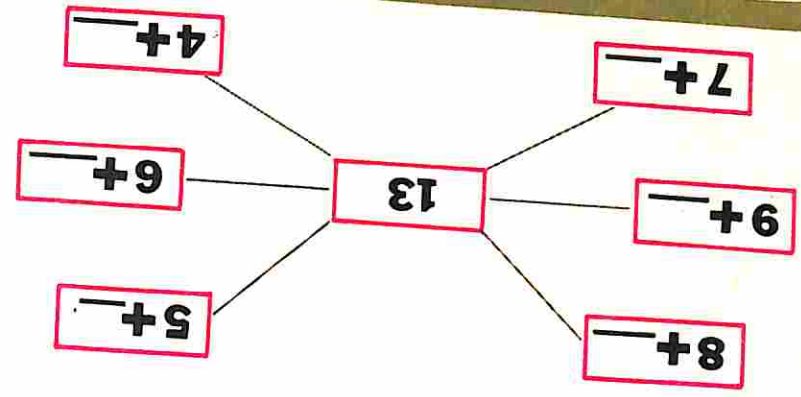
9	+	5	=	
8	+	5	=	
8	+	4	=	
7	+	4	=	




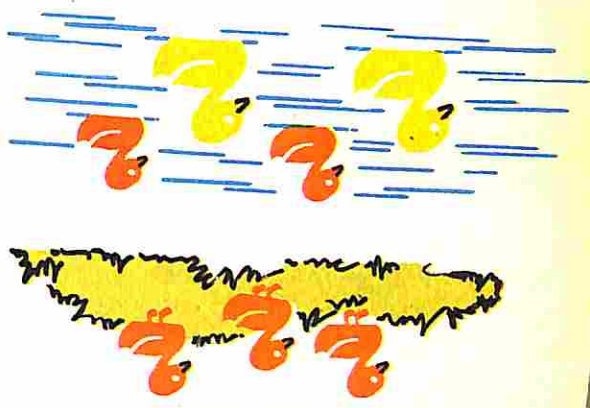
11	-	4	=	
12	-	4	=	
13	-	5	=	
14	-	5	=	



Possua \_\_\_\_\_  
 Ganhei \_\_\_\_\_  
 Fiquei com 11.



Invente uma estória

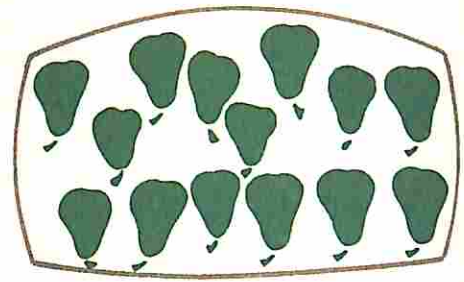


+	2	3	4
	11		
			13
			12

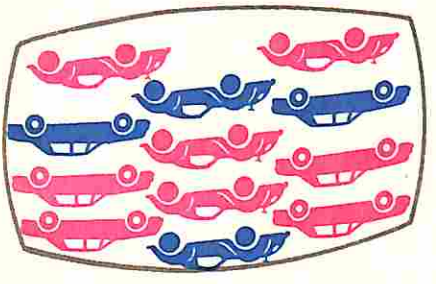


+	7	8	6
	10		
			10
			10

Mamãe comprou 14 páras.  
 Nós comemos 4 páras.  
 Sobraram \_\_\_\_\_ páras.



Paulo tem 12 carrinhos.  
 8 carrinhos são vermelhos.  
 \_\_\_\_\_ carrinhos são azuis.



Descubra o segredo

□	4	7	9
▽	10	7	5
		4	
		2	
		3	
		1	

□	2	6	3
▽	10	6	9
		4	
		5	
		1	
		3	



Vamos aprender novos números

5

15 quinze

6

dezesesseis 18

10

dezesete 18

18

dezoito 18

9 +

10 +

8 +

15

5 +

7 +

6 +

10 +

16 +

9 +

16

6 +

8 +

7 +

5

7

9

2

7

8

5

6 + 4  + 5

8 + 2  + 4


7 + 3  + 6

5 + 5  +

9 + 10 + 2

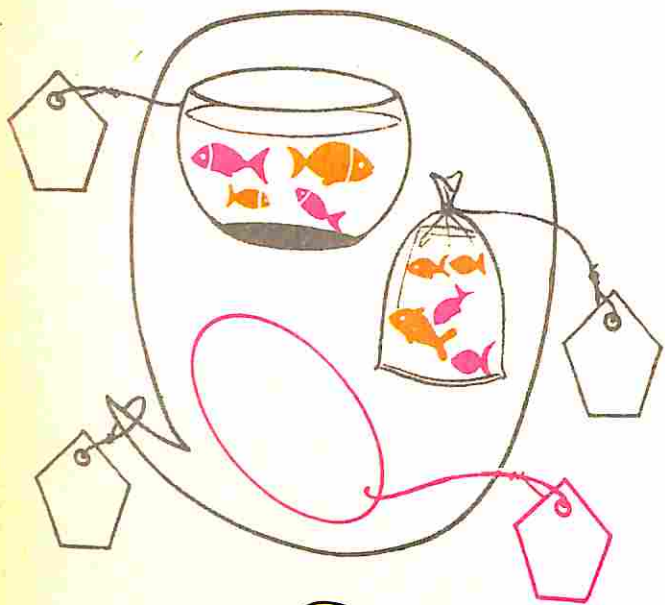
4 + 6  + 4





### Complete

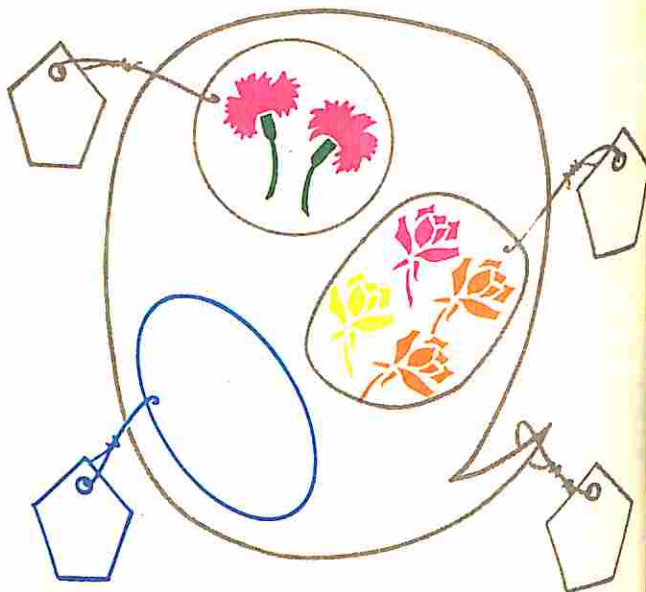
Fábio tinha 4 peixes.  
 Ganhou 5 de papai,  
 Ficou com \_\_\_ peixes.




Léa colocou em um vaso  
 10 rosas e alguns cravos.  
 Ao todo 18 flores.  
 Quantos cravos? \_\_\_



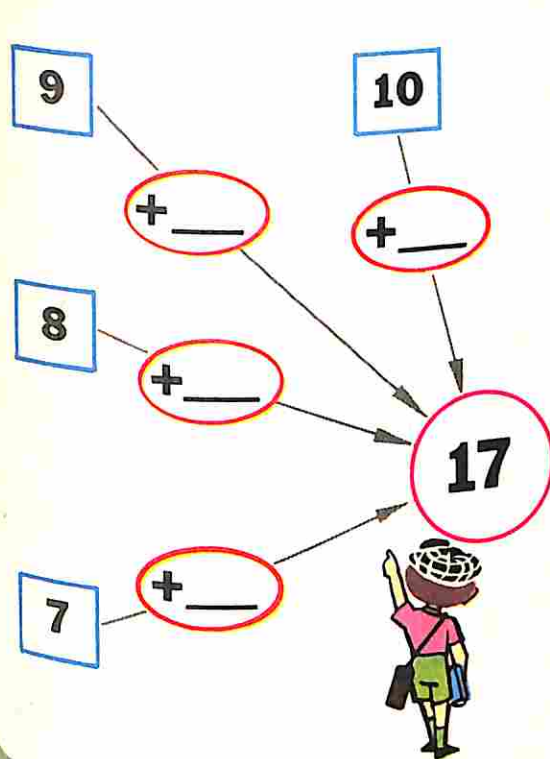
Denise colheu 4 rosas,  
 2 cravos  
 \_\_\_ margaridas  
 Foram colhidas 11 flores.



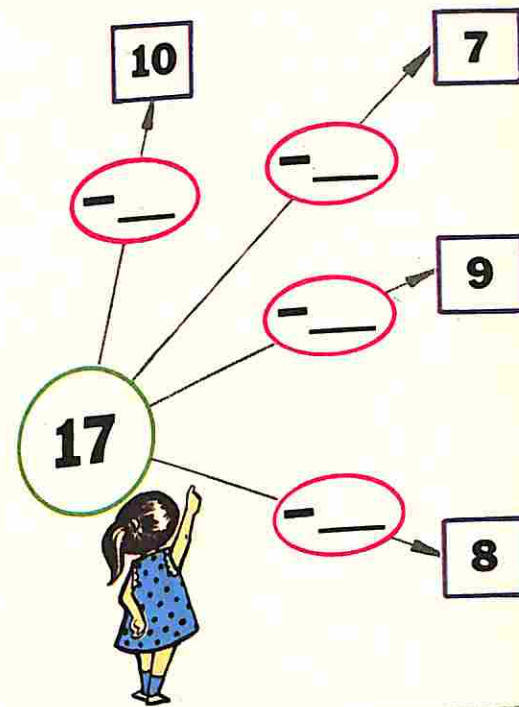
Célia encontrou a caixa  
 de giz com:  
 8 gizes vermelhos,  
 2 gizes azuis e  
 6 gizes amarelos.  
 Célia encontrou \_\_\_ gizes.



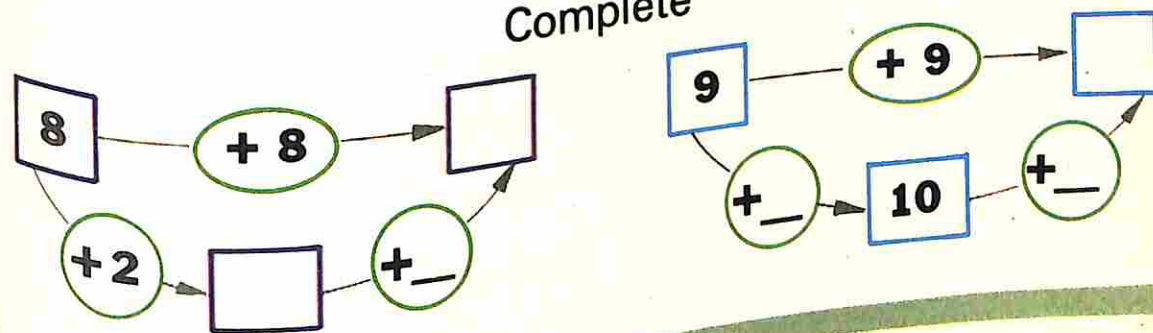
### Vamos chegar ao 17



### Vamos sair do 17



### Complete



### Complete

5 + 5 =

5 + 6 =

5 + 7 =

5 + 8 =

6 + 6 =

6 + 7 =

6 + 8 =

6 + 9 =

7 + 7 =

7 + 8 =

7 + 9 =

7 + 10 =

Vamos completar as etiquetas ou desenhar o que falta

Four piggy banks are shown. The first has a tag with '4' and contains 4 blue dots. The second has a tag with '10' and contains 5 red dots. The third has a tag with '10' and contains 5 red dots. The fourth has a tag with '9' and is empty. Each piggy bank has a tag with a number and a small house icon.

Vamos calcular de diferentes maneiras

Three rows of visual addition problems. Each row shows a large oval containing two groups of dots (green and pink) and a smaller circle containing a group of squares (red). Below each row is a tag with a plus sign and blank spaces for the answer.

A vertical column of six addition equations with empty boxes for numbers. Two cartoon children are standing between the second and third equations.

Carlos tinha alguns cruzeiros no cofre. Ganhou 4 cruzeiros. Ficou com 12 cruzeiros. Carlos tinha \_\_\_\_\_ cruzeiros.



= ou ≠

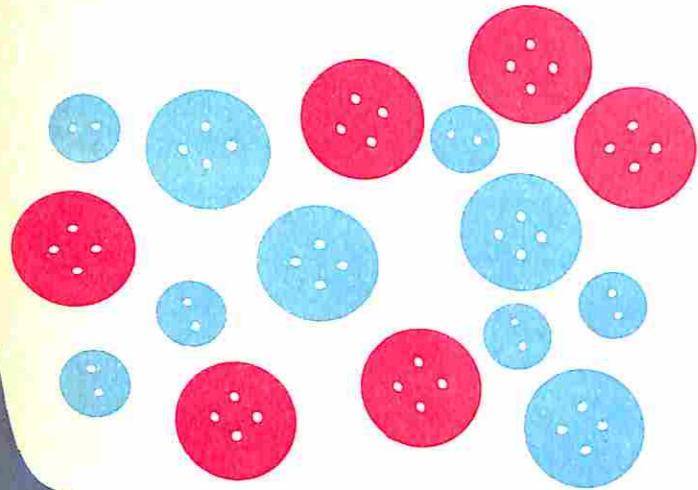
2+3+1	2+5	8+1+5	3+7
4+5+2	8+2	3+5	3+2+3
5+7	5+5+2	3+4+2	3+5

A cartoon girl with a question mark on her forehead, looking at the math problems.

Agora, faça o desenho se quiser

A vertical column of addition equations. Some have numbers in colored boxes (green, red, blue) and some have empty boxes. A vertical line separates the equations into two columns.

Botões da caixinha de costura:



Quantos?

- Grandes
- Pequenos
- Vermelhos
- Azuis
- Ao todo

Vamos agrupar de acordo com as cores

Antes  $8 + \underline{\quad} = \underline{\quad}$

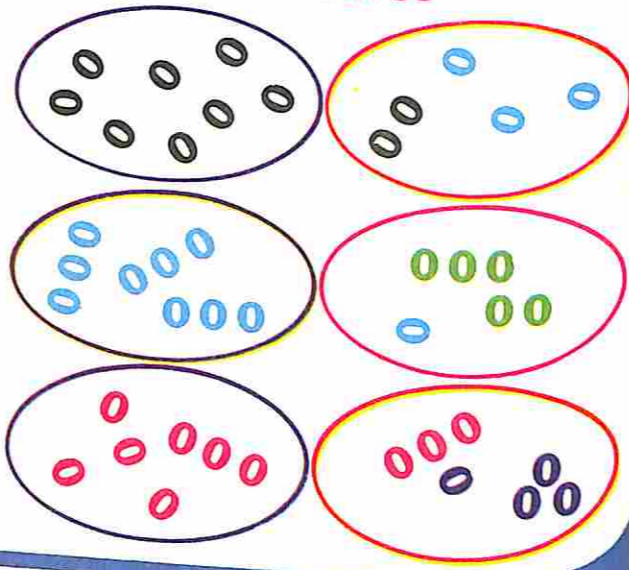
Depois  $\underline{\quad} + \underline{\quad} = \underline{\quad}$

Antes  $\underline{\quad} + \underline{\quad} = \underline{\quad}$

Depois  $\underline{\quad} + \underline{\quad} = \underline{\quad}$

Antes  $\underline{\quad} + \underline{\quad} = \underline{\quad}$

Depois  $\underline{\quad} + \underline{\quad} = \underline{\quad}$



Complete

$2 + 6 + 4 = \underline{\quad}$

$9 + 1 + 8 = \underline{\quad}$

$3 + 5 + 5 = \underline{\quad}$

$3 + 5 + 5 = \underline{\quad}$



$8 + 2 + 6 = \underline{\quad}$

$9 + 7 + 3 = \underline{\quad}$

$8 + 6 + 4 = \underline{\quad}$

$4 + 6 + 9 = \underline{\quad}$

Vamos completar



Number bond puzzles:

- $5 \mid \underline{\quad}$
- $6 \mid 4$
- $7 \mid \underline{\quad}$
- $8 \mid \underline{\quad}$
- $9 \mid \underline{\quad}$
- $10 \mid \underline{\quad}$
- $0 \mid \underline{\quad}$
- $10 \mid \underline{\quad}$
- $1 \mid \underline{\quad}$
- $2 \mid \underline{\quad}$
- $3 \mid \underline{\quad}$
- $5 \mid \underline{\quad}$
- $6 \mid \underline{\quad}$
- $7 \mid 13$
- $8 \mid \underline{\quad}$
- $9 \mid \underline{\quad}$
- $10 \mid \underline{\quad}$
- $20 \mid \underline{\quad}$
- $1 \mid \underline{\quad}$
- $0 \mid \underline{\quad}$

Dot patterns and subtraction problems:

- Problem 1:** **Tinha** 7. **Ganhei** 8. Formei um grupo de 10. **Sobraram**  $\underline{\quad}$
- Problem 2:** **Tinha** 6. **Ganhei**  $\underline{\quad}$ . Formei um grupo de 10. **Sobraram**  $\underline{\quad}$
- Problem 3:** **Tinha**  $\underline{\quad}$ . **Ganhei**  $\underline{\quad}$ . Formei um grupo de 10. **Sobraram**  $\underline{\quad}$

Vamos corresponder: cor - quantidade

8 + 2 + 2

8 + 2 + 4

6 + 4 + 5

Faça corresponder: cor - quantidade

4 + 4 + 5

6 + 6 + 6

9 + 1 + 3

8 + 8

9 + 4

14 - 1

9 + 9

20 - 2

10 + 3 + 3

6 + 6 + 1

10 + 4 + 4

4 + 4 + 4 + 4

18 - 2

Vamos fazer grupos de 10

Desenhe

Escreva

Escreva

Escreva

Escreva

Grupos de 10

Grupos de 10

Grupos de 10

Grupos de 10

Restam

Restam

Restam

Restam

Leia

Leia

Leia

Leia

vinte

trinta

quarenta

cinquenta

A flecha diz: "Você vem depois"

18 → 19

20 →

19 →

29 →

38 →

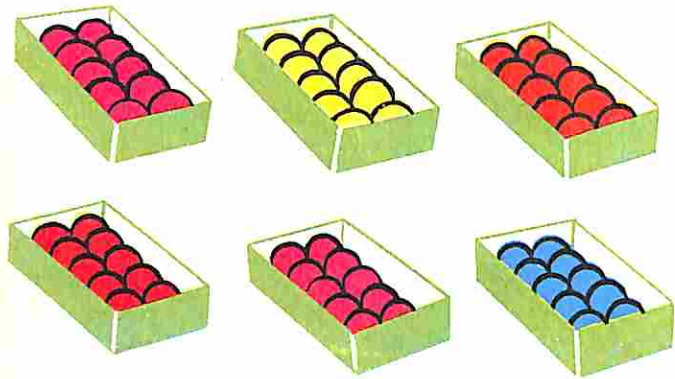
40 →

39 →

45 →

49 →

Cada caixa tem 10 bolas



São 6 caixas.

São  bolas.

**sessenta**

Ganhei mais uma caixa.

Fiquei com  bolas.

**setenta**


$$70 + 10 = \square$$

**oitenta**

$$80 + 10 = \square$$



**noventa**

Em cada página vamos colocar 10 selos



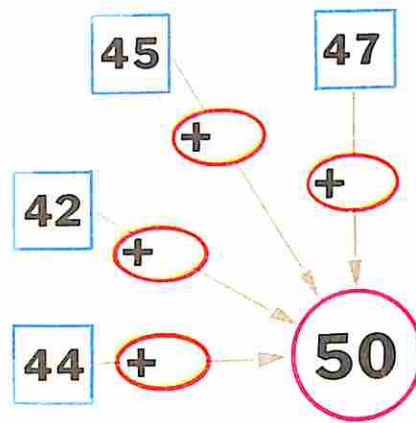
Tenho 37 selos ou 3 páginas completas e 7 selos.

Para completar mais uma página, faltam  selos.

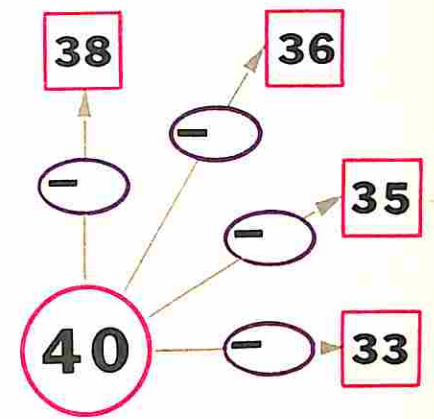


Tenho  selos ou  páginas completas e  selos.  
Para completar mais uma página, faltam  selos.

Vamos chegar ao 50



Vamos sair do 40



Vamos completar

$27 + 3 = \square$	$40 = 32 + \square$
$42 + 8 = \square$	$50 = 48 + \square$
$44 + 6 = \square$	$30 = 26 + \square$
$29 + 1 = \square$	$20 = 6 + \square$
$15 + 5 = \square$	$10 = 7 + \square$



Em cada página de um álbum vão ser colocados 10 selos



	Selos	páginas completas	selos que restam	selos que faltam para completar mais uma página
Regina	57			
Olga	38			
Lígia	42			
Cida	39			

# Na gincana da escola



## Corrida de saco

Adriano **95** pontos  
Cássia **97** pontos  
Luciana **98** pontos

- 1º
- 2º
- 3º



## Tiro ao alvo

Marcus **65** pontos  
Sérgio **84** pontos  
Carlos **75** pontos

- 1º
- 2º
- 3º



## Pesca

Márcio **92** pontos  
Alessandra **82** pontos  
Gilberto **72** pontos

- 1º
- 2º
- 3º

Os números **15** **22** **57** **20** **49** **34** perderam os seus lugares. Vamos colocá-los em seus lugares.

7    30  
10  18    
   40   
50   80

22 32 42       
85 75 65

# Vamos completar



- 5 +
- 6 +
- 3 +
- 8 +

- 5 + 1 +
- 6 +  + 2
- 3 +  + 3
- 8 +  + 1

- 4 +  +
- 5 +  +
- 8 +  +
- 9 +  +

- 4 +
- 5 +
- 8 +
- 9 +

# Vamos passar pelas máquinas

15 22 54 4 34 60  
62 24 35 14  
55 93

## Complete

- 2 + 2 =
- 12 + 2 =
- 32 + 2 =
- 52 + 2 =
- 62 + 2 =

- 3 + 4 =
- 23 + 4 =
- 33 + 4 =
- 63 + 4 =
- 73 + 4 =

- 5 + 3 =
- 35 + 3 =
- 85 + 3 =
- 95 + 3 =
- 15 + 3 =

$12 - 2 = \square - 5 = \square$



$13 - 3 = \square - 4 = \square$



$14 - \square = 10 - 2 = \square$



$16 - \square = 10 - 3 = \square$



$15 - \square = 10 - 2 = \square$



$13 - \square = 10 - 5 = \square$



Vamos passar pelas máquinas

28

26

30

25

38

38

46

80

27

99



$25 - 2 = \square - 2 = \square$




$38 - 4 = \square - 2 = \square$



$49 - \square = 45 - \square = 42$



$60 - \square = 55 - \square = 52$



$13 - 3 = \square$

$14 - 4 = \square$

$15 - 5 = \square$

$13 - 4 = \square$

$14 - 5 = \square$

$15 - 7 = \square$

$13 - 6 = \square$

$14 - 8 = \square$

$15 - 6 = \square$

$13 - 8 = \square$

$14 - 7 = \square$

$15 - 9 = \square$

$13 - 7 = \square$

$14 - 9 = \square$

$15 - 8 = \square$



Complete

$20 - 2 = \square$

$28 - 3 = \square$

$49 - 5 = \square$

$30 - 2 = \square$

$48 - 3 = \square$

$58 - 5 = \square$

$40 - 2 = \square$

$68 - 3 = \square$

$77 - 5 = \square$

$60 - 2 = \square$

$78 - 3 = \square$

$85 - 5 = \square$



Procure outros nomes para

10+9   20-3   29-10   20-1   16-2

18+1   6+13   3+1   15+3

15+4   12+1   19-0   21+8

15-8   17+2

**DEZENOVE**

47-30   17-0   29   5+12

7+10   16-7   24-7

27-10   14+3   24+3

**DEZESSETE**

Procure o lugar de cada figura no quadro

vermelho   verde


Quantos?

Círculos \_\_\_\_\_

Triângulos \_\_\_\_\_

Vermelhos \_\_\_\_\_

Verdes \_\_\_\_\_

Continue

9 10 19 20

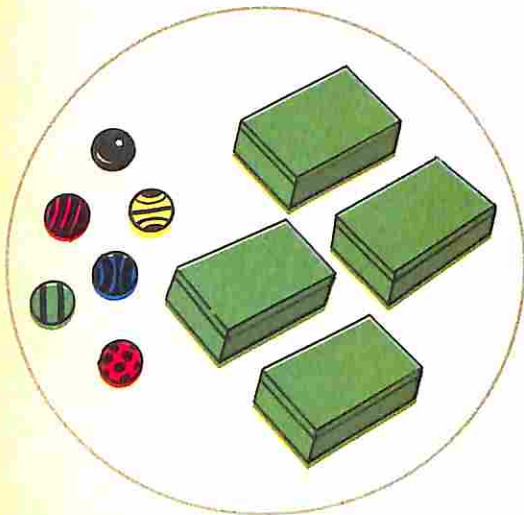
## Grupos de 10 ou dezenas

18	=	10 + 8
34	=	+
15	=	+
23	=	+
66	=	+
42	=	+
88	=	+
	=	40 + 8
	=	20 + 7
	=	50 + 9
	=	60 + 1

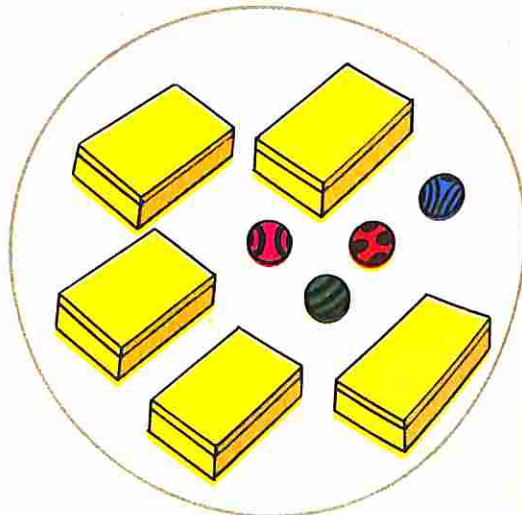
dezena	unidade	
1	8	dezoito

Cada caixa tem **10** ou uma **dezena**

Arnaldo



Adriana



Quem tem mais: Arnaldo ou Adriana?

## Vamos reunir

dezenas unidades

dezenas unidades

dezenas unidades

d u

d u


d u

d u

d u

+ 1	
Entrada	Saída
3	
23	
54	
74	

+ 10	
Entrada	Saída
5	
25	
42	
32	



Complete a tábua de acordo com as figuras

		Ao todo
<input type="checkbox"/>	30	
<input type="checkbox"/>		
<input type="checkbox"/>		
Ao todo		

Na escola Alegre



1.º ano 20 meninas  
3 meninos

2.º ano 30 meninas  
4 meninos



$23 + 34 =$

Vamos adicionar	Meninas	Meninos	Ao todo
1.º ano			
2.º ano			
Ao todo			

No jardim

Rosas 30 vermelhas | Cravos 40 vermelhos  
5 amarelas | 3 amarelos


$35 + 43 =$

Vamos adicionar	vermelhas	amarelas	Ao todo
Rosas			
Cravos			
Ao todo			

+ 2

+20

	80
	70
	50
	10
	60



	80
	70
	50
	60
	20

18 + 20 = 22 + 22 = 44 + 20 = 64 + 2 = 66

Tenho 32 bolinhas.  
Ganhei 3 bolinhas.  
Fiquei com \_\_\_\_\_



Tenho 32 bolinhas.  
Ganhei 30 bolinhas.  
Fiquei com \_\_\_\_\_



Na granja há

25 pintinhos pretos | 25 pintinhos pretos  
40 pintinhos amarelos | 4 pintinhos amarelos


Ao todo \_\_\_\_\_

+	26	36	46
2			
3			
1			



+	32	45	20
30			
10			
20			

Vamos descobrir uma maneira prática de encontrar a soma



dezenas	unidades

$42 + 17 = \underline{\quad}$

dezenas	unidades

$25 + 42 = \underline{\quad}$

dezenas	unidades

$62 + 23 = \underline{\quad}$

dezenas	unidades

$66 + 12 = \underline{\quad}$

dezenas	unidades

$35 + 51 = \underline{\quad}$

dezenas	unidades

$73 + 26 = \underline{\quad}$

dezenas	unidades

$47 + 31 = \underline{\quad}$

dezenas	unidades

$82 + 16 = \underline{\quad}$

dezenas	unidades

$45 + 4 = \underline{\quad}$

Célia estudou 40 minutos de piano na terça-feira e 38 minutos na quarta-feira. Quanto tempo estudou nestes dois dias?

Vamos procurar a soma

$42 + 35 = \square$

$48 + 51 = \square$

$63 + 12 = \square$

$93 + 6 = \square$

$49 + 50 = \square$



$82 + 15 = \square$



$36 + 33 = \square$

$24 + 6 = \square$

$18 + 31 = \square$

$82 + 10 = \square$

Descubra o segredo

	8	5	7	4	—	—
	9	12	—	—	11	13



Tenho 7 automóveis.  
Ganhei \_\_\_ automóveis.  
Fiquei com 17 automóveis



Comprei \_\_\_ balas e você  
11 balas. Ao todo, 17 balas.

= ou ≠

$23 + 15 \quad \square \quad 24 + 14$

$40 + 15 \quad \square \quad 32 + 15$

$42 + 54 \quad \square \quad 42 + 24$

$23 + 52 \quad \square \quad 53 + 22$

$36 + 10 \quad \square \quad 32 + 14$

$82 + 16 \quad \square \quad 42 + 56$



Vamos completar com figuras ou números

Dezenas Unidades

Dezenas	Unidades
8	6

Dezenas Unidades

Dezenas	Unidades

d u

d	u
7	8

d u

d	u

d u

d	u
6	1

d u

d	u

-1

Entrada	15	25	35	45	85	95
Saida	14					

-10

Entrada	15	25	35	45	85	95
Saida						

40  $\xrightarrow{-2}$    $\xrightarrow{-8}$    $\xrightarrow{-3}$    $\xrightarrow{-7}$

Desenhe as figuras que faltam  
Complete o quadro

Dezenas Unidades

Dezenas	Unidades

Dezenas Unidades

Dezenas	Unidades

57 - 34 =

-2

Entrada						
Saida	50	40	90	80	30	10

-20

Entrada						
Saida	40	90	80	30	10	50

33  $\rightarrow$    $\rightarrow$  30  $\rightarrow$    $\rightarrow$  20  $\rightarrow$    $\rightarrow$  15  $\rightarrow$    $\rightarrow$  5

Ganhei 98 cruzeiros.  
Perdi 5 cruzeiros.  
Fiquei com \_\_\_\_\_ cruzeiros.

Ganhei 98 cruzeiros.  
Perdi 50 cruzeiros.  
Fiquei com \_\_\_\_\_ cruzeiros.

# Vamos subtrair

Na minha classe:

30 meninas  
8 meninos

Hoje estão:

20 meninas  
3 meninos

Faltaram:

\_\_\_ meninas  
\_\_\_ meninos



	Meninas	Meninos	Ao todo
Alunos na classe			
Estão hoje			
Faltaram			

$$38 - 23 =$$

No aeroporto estão:

20 aviões  
5 teco-tecos

Levantaram vôo:

10 aviões  
3 teco-tecos

Ficaram:

\_\_\_ aviões  
\_\_\_ teco-tecos



	Aviões	Teco-tecos	Ao todo
No aeroporto			
Levantaram vôo			
Ficaram no aeroporto			

$$25 - 13 =$$

+	8	10	4
	10		
		15	
			14

+	20	30	52
	28		
		30	
			55



+	3	30	2	20	6	60
	12					
	15					



# Vamos descobrir uma maneira prática para encontrar a diferença

Vamos subtrair!

Dezenas	Unidades
9	5
5	3

$$95 - 53 =$$

Dezenas	Unidades

$$68 - 12 =$$



Dezenas	Unidades

$$27 - 3 =$$

Dezenas	Unidades

$$68 - 3 =$$

Dezenas	Unidades

$$59 - 2 =$$

Dezenas	Unidades

$$95 - 30 =$$

Dezenas	Unidades

$$16 - 13 =$$

Complete

$$33 - \square = 30$$

$$52 - \square = 0$$

$$45 - \square = 40$$

$$35 - \square = 25$$

$$20 - \square = 10$$

$$56 - \square = 46$$



Arnaldo e Carlos levaram **48** balinhas para o piquenique de sua classe. No caminho comeram **8**.  
Quantas ficaram?

Artur tem **35** figurinhas em dois envelopes. Em um deles há **30**. Quantas há no outro?



$$38 + 8 + 5 = \square$$

$$25 + 5 + 4 = \square$$

$$24 + 6 + 3 = \square$$

$$13 + 2 + 5 = \square$$

$$16 + 2 + 8 = \square$$

$$4 + 9 + 1 = \square$$

$$37 + 5 + 3 = \square$$

$$6 + 1 + 9 = \square$$

$$20 + 5 + 10 = \square + 10$$

$$35 + 2 = 10 + \square + 2$$

$$30 + 2 = \square + 12$$

$$38 = \square + 18$$

$$45 = \square + 20$$

$$\square + 36 = 47$$

$$60 = 53 + \square$$

$$16 + 1 = \square + 7$$

### Vamos subtrair

$$27 - 15 = \square$$

$$48 - 34 = \square$$

$$72 - 61 = \square$$

$$85 - 30 = \square$$

$$42 - 10 = \square$$

$$26 - 13 = \square$$

$$49 - 9 = \square$$


$$87 - 25 = \square$$

$$36 - 12 = \square$$

$$23 - 10 = \square$$

$$83 - 11 = \square$$

$$83 - 81 = \square$$



Comprei **25** balas. Dei **3** a meu amigo.  
Fiquei com        balas.  
Em Matemática       

Tinha **22** balas. Ganhei **3** de meu amigo.  
Fiquei com        balas.  
Em Matemática       

Descubra o segredo

▲	25	39	56			67	28		80	15
■	20	34	51	32	43			13		

Vamos desenhar todas as casas possíveis

Quantas casas?



Colocar sobre

Com parede vermelha?



Com parede verde?



Em Matemática



Com parede amarela?



Ao todo:

casas

Vamos construir todos os caminhões possíveis

Com carroceria azul?



Com carroceria amarela?



Colocar sobre

Em Matemática

Com carroceria laranja?



Ao todo:

caminhões

Pinte todos os trajes que podemos formar com 2 saias e 5 blusas


Quantos trajes podemos formar?

Com saias laranja: \_\_\_\_\_

Com saias azuis: \_\_\_\_\_

Ao todo: \_\_\_\_\_ trajes.

Em Matemática: \_\_\_\_\_ + \_\_\_\_\_ = \_\_\_\_\_

Quantos trajes podemos formar?

Com blusa listada: \_\_\_\_\_

Com blusa xadrez: \_\_\_\_\_

Com blusa de bolas: \_\_\_\_\_

Com blusa lisa: \_\_\_\_\_

Com blusa estampada: \_\_\_\_\_

Ao todo: \_\_\_\_\_ conjuntos.


Em Matemática: \_\_\_\_\_ + \_\_\_\_\_ + \_\_\_\_\_ + \_\_\_\_\_ + \_\_\_\_\_ = \_\_\_\_\_

Continue

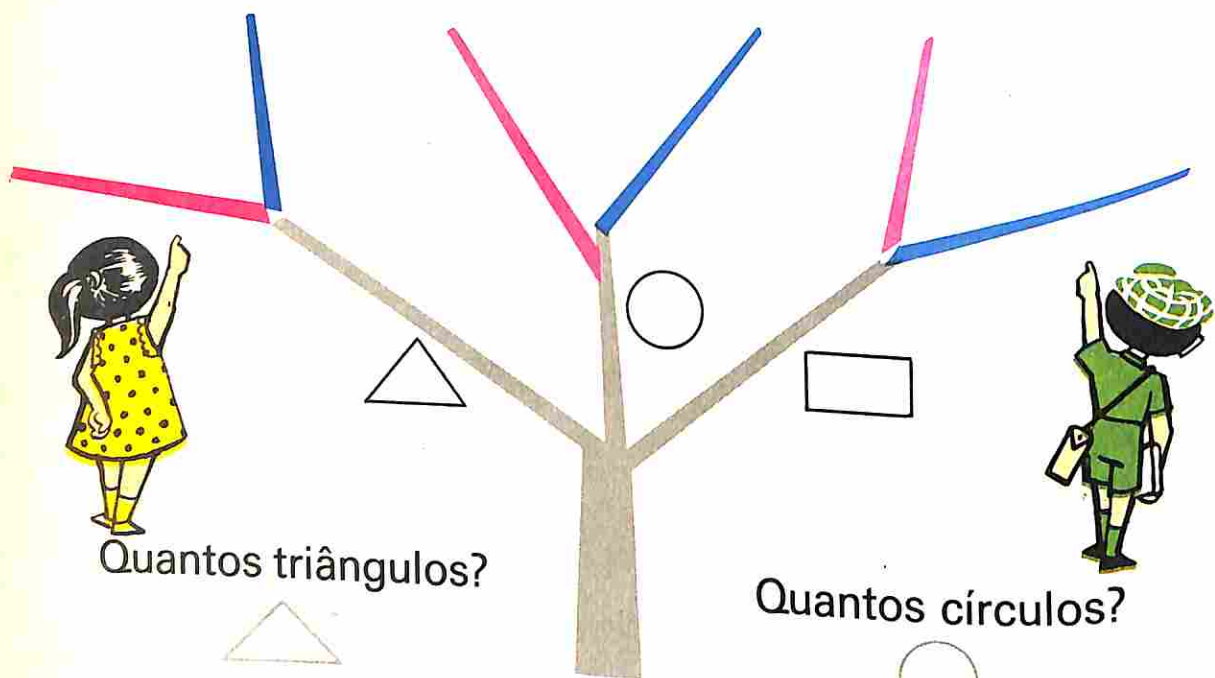
<input type="text" value="0"/>	<input type="text" value="2"/>	<input type="text" value="4"/>	<input type="text" value="6"/>	<input type="text"/>	<input type="text"/>	<input type="text"/>	<input type="text"/>
<input type="text" value="0"/>	<input type="text" value="10"/>	<input type="text" value="20"/>	<input type="text"/>	<input type="text"/>	<input type="text"/>	<input type="text"/>	<input type="text"/>



Observe as figuras



Desenhe cada figura num galho da árvore, conforme as indicações.




Quantos triângulos?



Quantos círculos?



Quantos retângulos?



Ao todo: \_\_\_\_\_

Em Matemática:

$2 + 2 + 2 =$

Quantos vermelhos?

\_\_\_\_\_

Quantos azuis?

\_\_\_\_\_

Ao todo: \_\_\_\_\_

Em Matemática:  $3 + 3 =$

Escreva palavras com duas sílabas

A primeira sílaba pode ser **bo** ou **ba**.

A segunda sílaba pode ser **ta** ou **la**.



	<b>ta</b>	<b>la</b>
<b>bo</b>		
<b>ba</b>		



Quantas palavras:

começadas com bo? \_\_\_\_\_ começadas com ba? \_\_\_\_\_

Ao todo: \_\_\_\_\_ palavras. Em Matemática: \_\_\_\_\_

Em um bailado dançaram **meninos** **5 meninas**

	Ale	Lu	Andréa	Cássia	Súzi
	Ale Marcus				
	Paulo				
	André				
	Rogério				

Quantas meninas? \_\_\_\_\_

Quantos meninos? \_\_\_\_\_

Quantos casais? \_\_\_\_\_

Em Matemática: \_\_\_\_\_

Cada criança pode escolher um líquido ou um sólido para a sua merenda.

Forme todas as merendas possíveis.

	Suco	Guaraná	Limonada	Coalhada	Mate gelado	Laranjada
Sanduíche						
Bolacha						
Bolo						

Quantos sólidos?

Quantos líquidos?

Quantas merendas?

Forme todas as sílabas possíveis com as consoantes **b, d, l, m, p** e com as vogais **a** e **i**.

Quantas sílabas:

com **a**?

com **i**?

Ao todo:

Em Matemática:

	<b>a</b>	<b>i</b>
<b>b</b>		
<b>d</b>		
<b>l</b>		
<b>m</b>		
<b>p</b>		

Quantas sílabas:

com **b**?

com **d**?

com **l**?

com **m**?

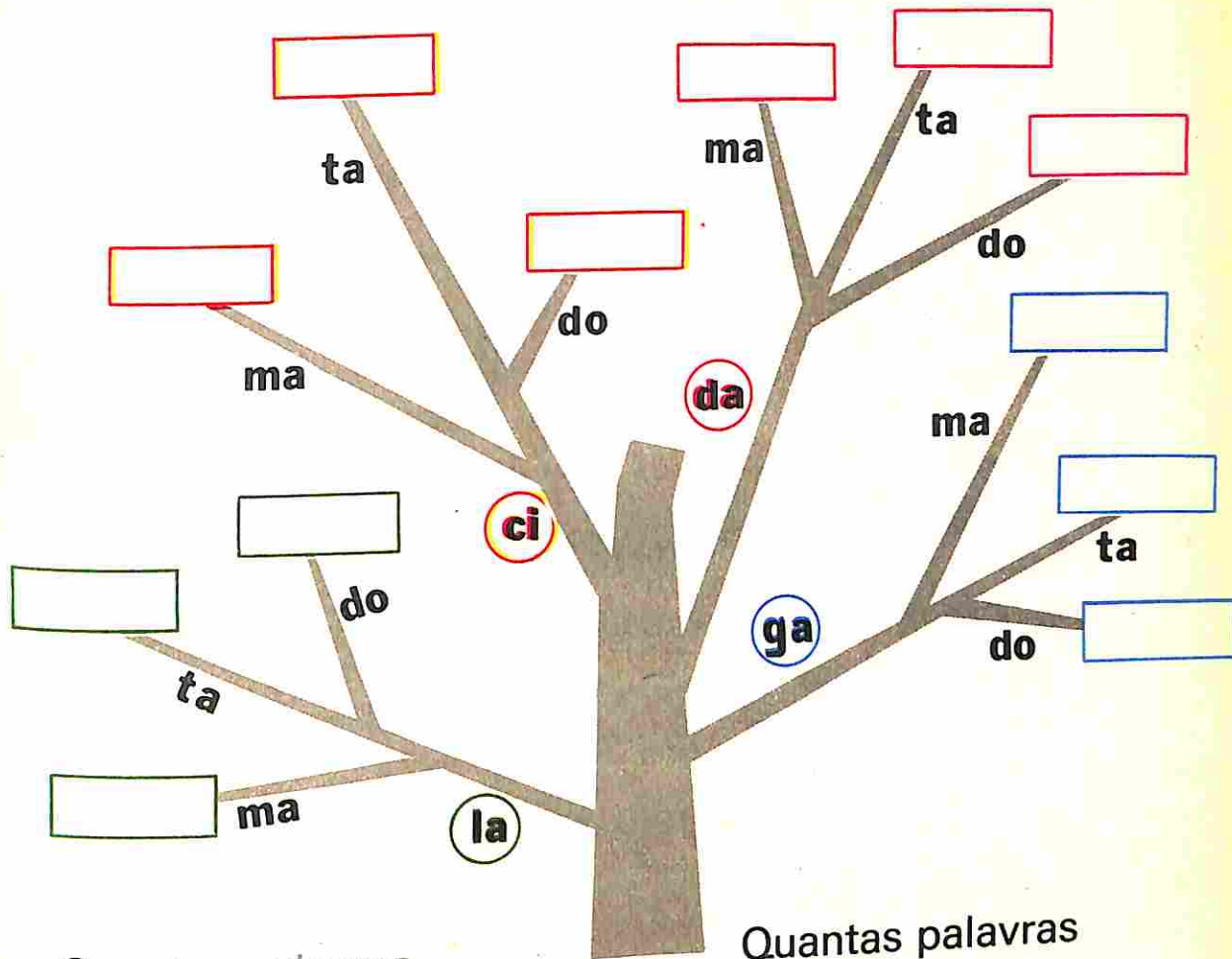
com **p**?

Ao todo:

Em Matemática:



Escreva todas as palavras possíveis, de acordo com a indicação da árvore.



Quantas palavras começam com:

- la? \_\_\_\_\_
- ci? \_\_\_\_\_
- da? \_\_\_\_\_
- ga? \_\_\_\_\_

Ao todo:

Quantas palavras terminam com:

- ma? \_\_\_\_\_
- ta? \_\_\_\_\_
- do? \_\_\_\_\_

Ao todo:

Complete com = ou ≠

$4 + 4 + 4$  \_\_\_\_\_

$3 + 3 + 3 + 3$  \_\_\_\_\_

$6 + 6$  \_\_\_\_\_

$2 + 2 + 2 + 2 + 2$  \_\_\_\_\_

$2 + 2 + 2$  \_\_\_\_\_

$3 + 3$  \_\_\_\_\_

$10 + 10$  \_\_\_\_\_

$2 + 2 + 2 + 2$  \_\_\_\_\_

$5 + 5 + 5$  \_\_\_\_\_

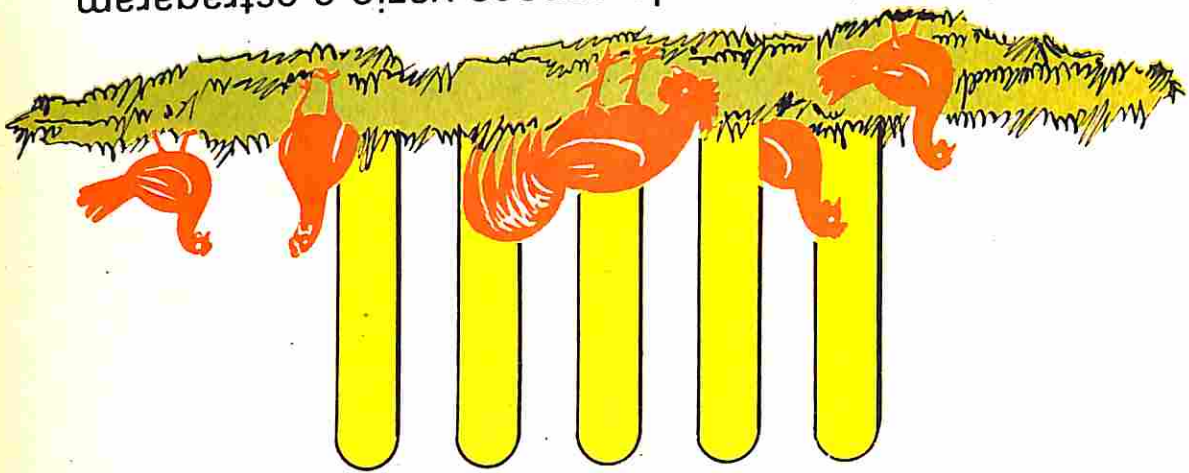
$3 + 3 + 3$  \_\_\_\_\_

$5 + 5 + 5 + 5$  \_\_\_\_\_

$4 + 4 + 4 + 4$  \_\_\_\_\_

Joãozinho cercou sua horta com estacas

↑  
verticais



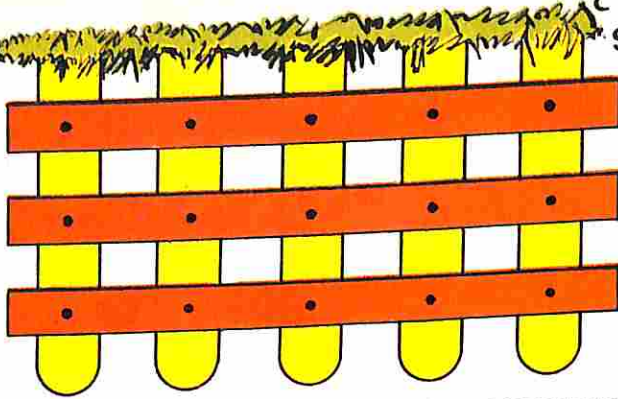
As galinhas entraram pelo espaço vazio e estragaram a horta de Joãozinho.

Seu amigo lhe disse que colocasse ripas

horizontais




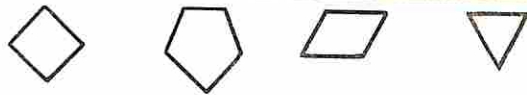
Joãozinho pregou as ripas horizontais nas estacas verticais e sua cerca ficou assim:



	5
	3

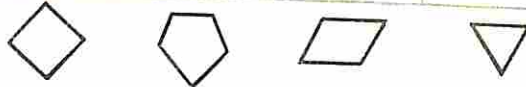
Quantos pregos Joãozinho usou?

Samuel vai pintar suas figuras de acordo com as cores indicadas. Pinte como Samuel.



Quantas figuras pintou?

Samuel perdeu duas cores de tinta. Pinte para Samuel.



Quantas figuras pintou?

Samuel perdeu todas as tintas.



Quantas figuras pintadas?

Complete

$$\square = 3 + 3 + 3 \quad | \quad \square = 0 + 0 + 0 + 0$$

$$\square = 2 + 2 + 2 \quad | \quad \square = 1 + 1 + 1$$

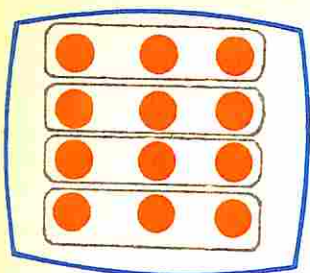
Quantos pregos?


Quantas horizontais \_\_\_? Quantas verticais |?

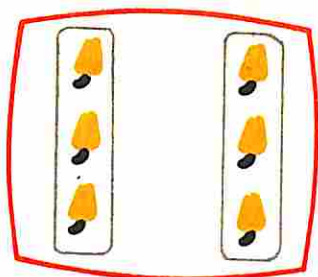
Quantas figuras ao todo?



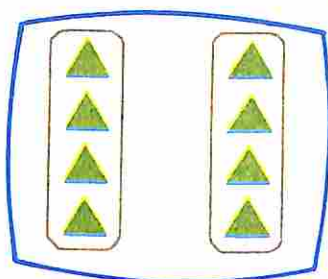

Os desenhos sugerem



$$3+3+3+3=$$




$$=$$



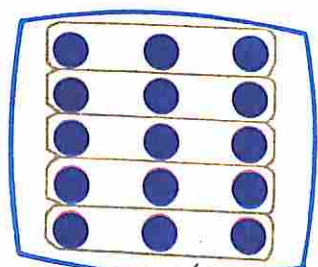
$$=$$

Vamos usar **x**



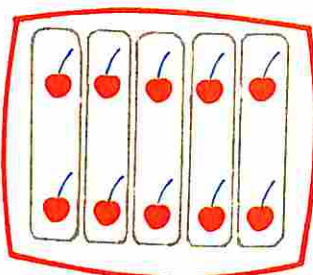
$$4+4+4=$$

$$3 \times 4 = 12$$



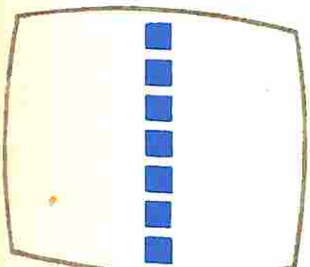
$$3+3+3+3+3=$$

$$5 \times 3 = 15$$



$$=$$

$$\times =$$



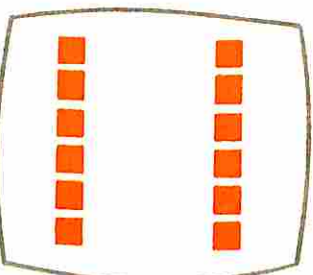
$$=$$

$$\times =$$




$$=$$

$$\times =$$




$$=$$

$$\times =$$




$$=$$

$$3 \times 3 = 9$$



$$=$$

$$3 \times 5 = 15$$




$$=$$

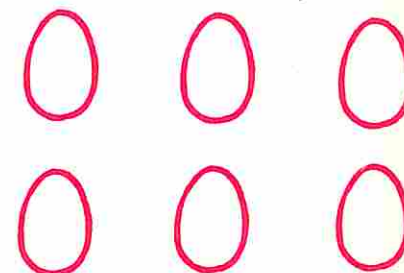
$$3 \times 2 = 6$$

Você já viu uma caixa de ovos arrumados?

Vamos arrumar 6 ovos em filas de todas as maneiras possíveis.



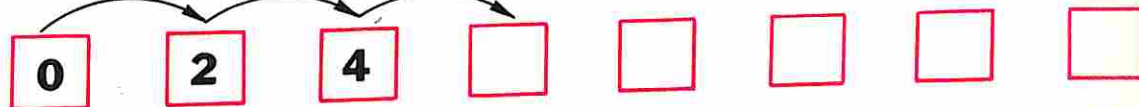
$$1 \times 6 =$$



$$3 + 3 =$$

$$2 \times 3 =$$

Continue



Completo 1 garrafa com 3 copos.

Completo 2 garrafas com \_\_\_ copos.

Completo 1 xícara com 7 colheres.

Completo 2 xícaras com \_\_\_ colheres.

Mamãe comprou 2 caixas com 3 copos cada uma. Quantos copos mamãe comprou?

Samuel comprou 6 balas por 1 cruzeiro cada uma. Quanto Samuel gastou?

6 =	3	x	2
6 =	2	x	3
6 =	6	x	1
6 =	1	x	6

8 =	4	x	2
8 =	2	x	4
8 =	8	x	1
8 =	1	x	8

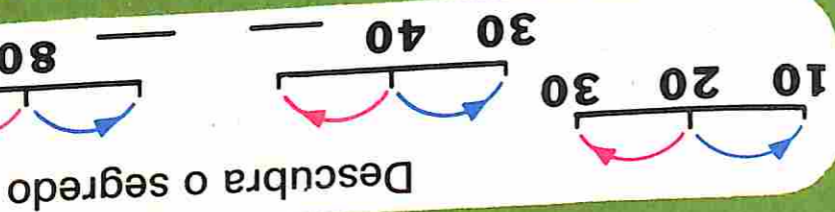
Vamos dar outros nomes

Vamos arrumar 8 botões em filas de todas as maneiras possíveis



Invente uma estória  $3 \times 5 = \square$

Four horizontal lines for writing a story.



Vamos corresponder

Pinte com a mesma cor as etiquetas que representam o mesmo número

2+6	3+5	3+9	8-2	5+1	3x2
6+4	4+2	2x4	6+0	9-1	8-0
6x1	7+0	6+5	4+2	6+1	2+6
2+6	3+5	3+9	8-2	5+1	3x2

Vamos arrumar 12 bolinhas em filas:

6		
●●●●●●		
2	●●●●●●	

Arrume uma dezena em filas:




1 carro de corridas tem \_\_\_\_ rodas

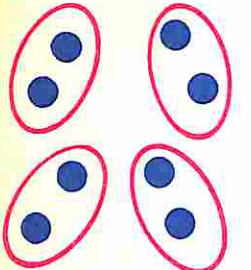

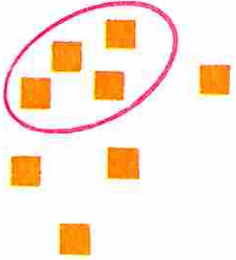


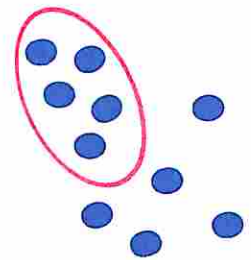




3 carros de corridas têm \_\_\_\_ rodas

5 carros de corridas têm \_\_\_\_ rodas





Faça a correspondência

$2+2+2+2+2+2$		$4 \times 1$
$5+5$		$4 \times 3$
3		$6 \times 2$
$3+3+3+3$		$2 \times 5$
$1+1+1+1$		$1 \times 3$
$6+6$		$3 \times 0$
$0+0+0$		$3 \times 2$
$5+5+5$		$3 \times 5$
$2+2+2$		$2 \times 6$

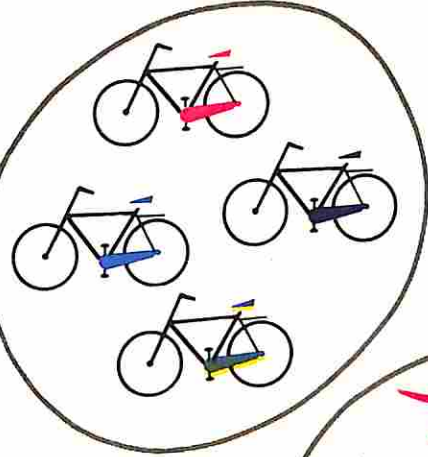
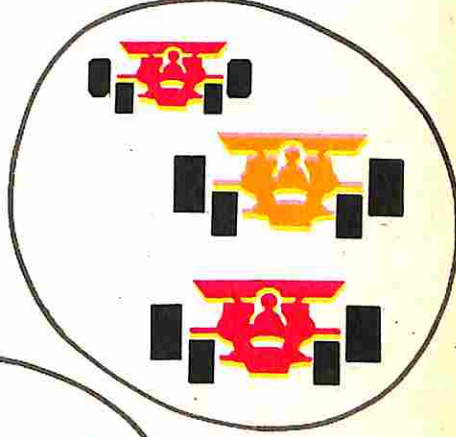


Vamos formar grupos com o mesmo número de objetos e arranjá-los em filas.

			
$2+2+2+2 = 4 \times 2$			
			
			
			

Quantas rodas?

				
0				
1				
2				
3				
4				
5				

Onde há mais rodas?




Pinte 12 quadradinhos em linhas e colunas de todas as maneiras possíveis

Escreva as sentenças matemáticas correspondentes.


$3 \times 4 = 12$

Forme grupos de acordo com as sentenças matemáticas  
Escreva outra sentença matemática usando (×)


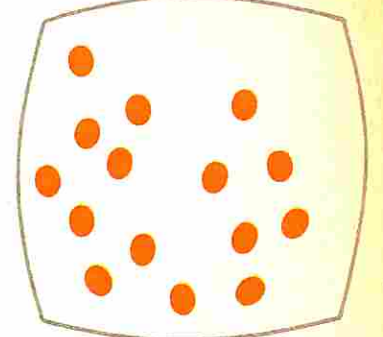


$2 + 2 + 2 = \underline{\quad}$

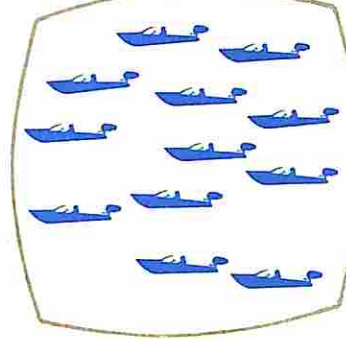
$3 \times 2 = \underline{\quad}$




$8 + 8 = \underline{\quad}$      $3 + 3 + 3 + 3 + 3 = \underline{\quad}$



$6 + 6 = \underline{\quad}$



$4 + 4 + 4 = \underline{\quad}$



$5 + 5 + 5 = \underline{\quad}$

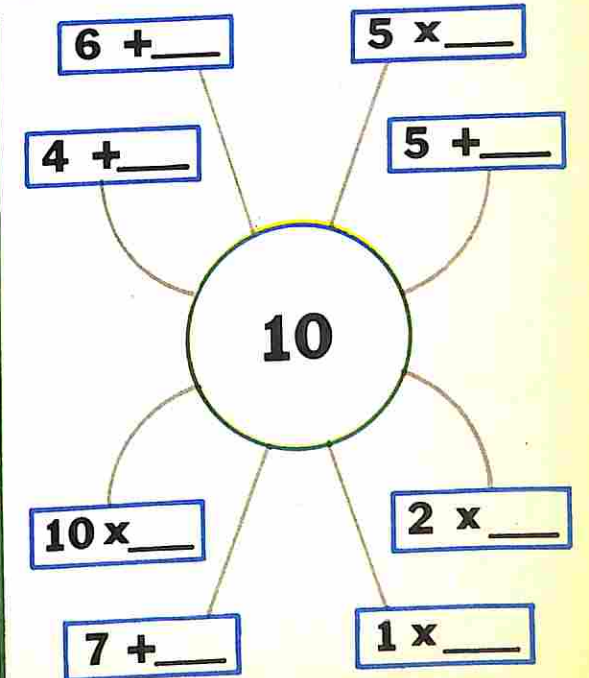
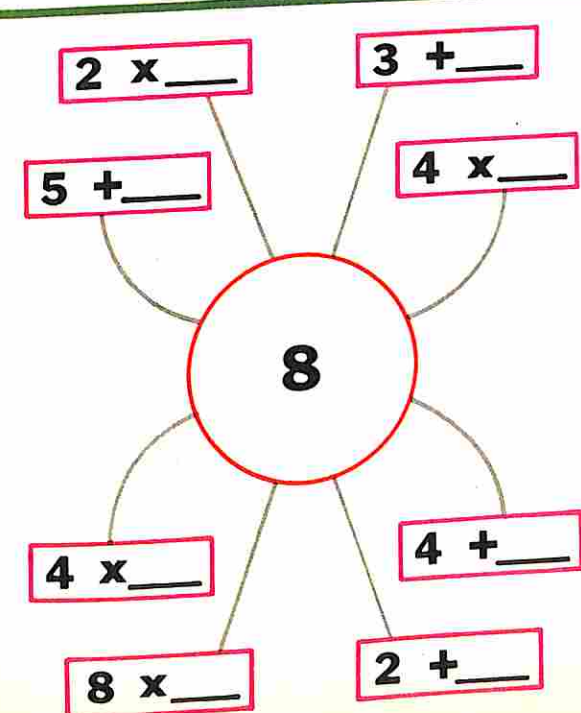


Complete as tábuas

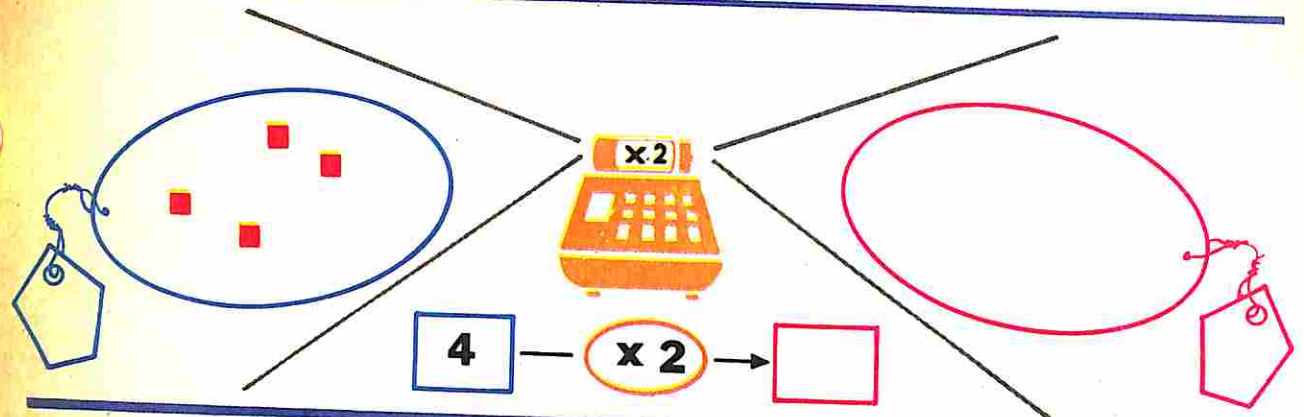
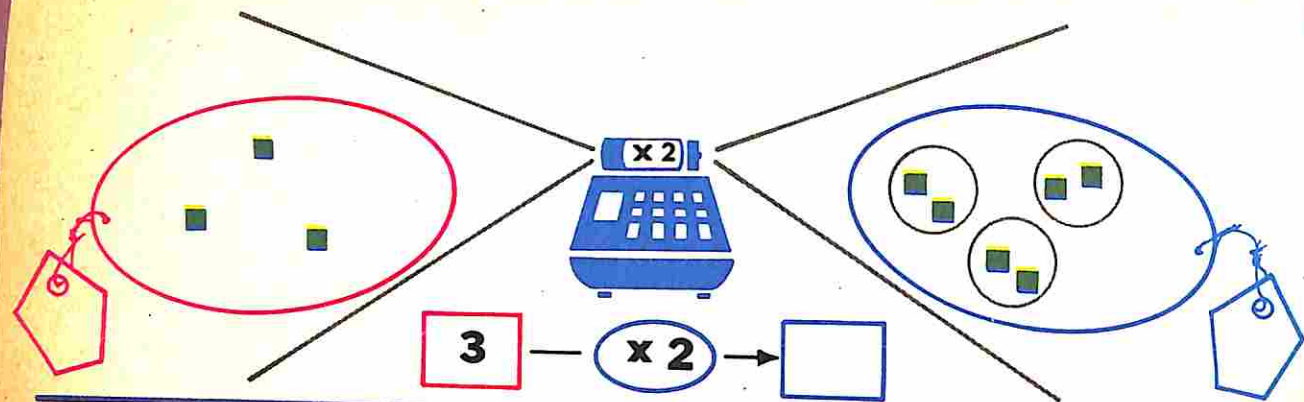
x	0	1	2
1			
2			
3			



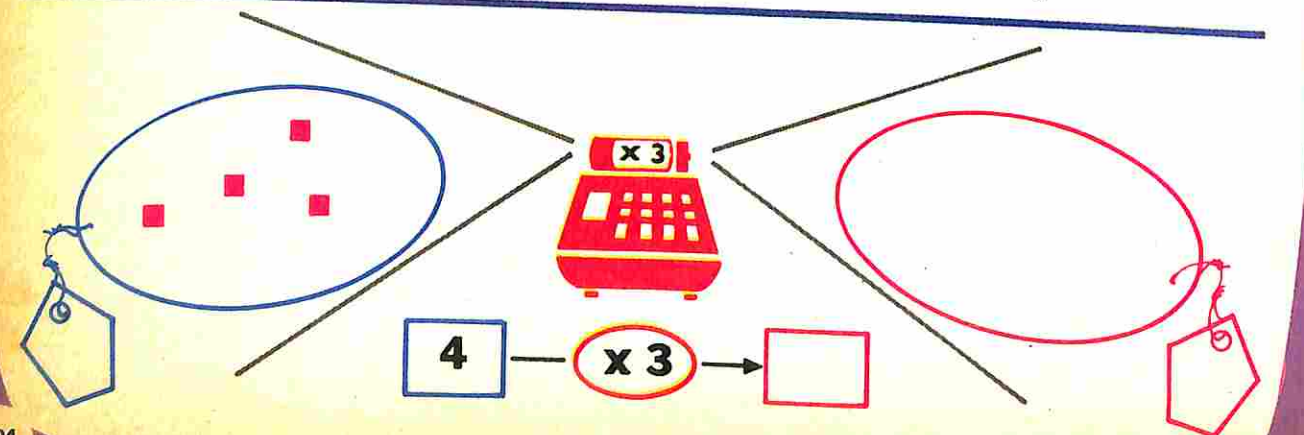
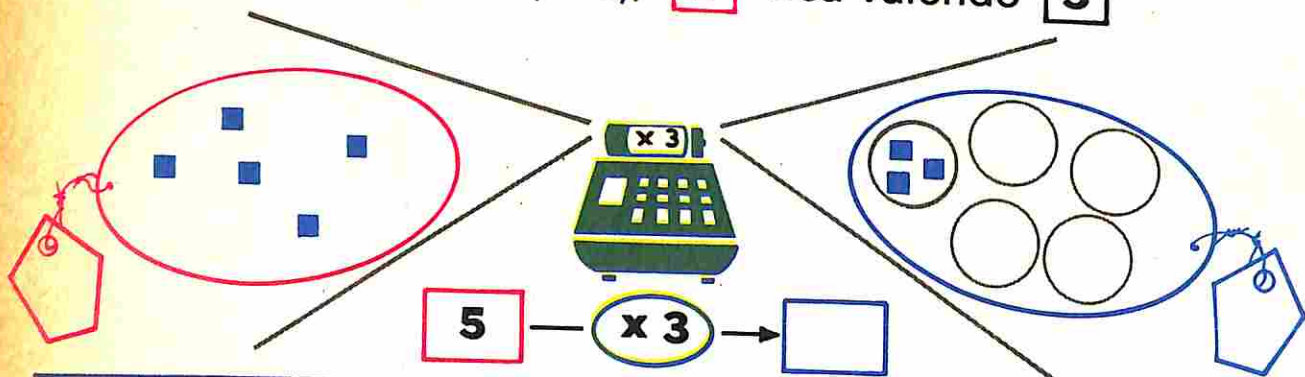
x	1	2	3
3			
4			
5			



Vamos fazer funcionar as máquinas  
Na máquina do ( $\times 2$ ), **1** fica valendo **2**



Na máquina do ( $\times 3$ ), **1** fica valendo **3**

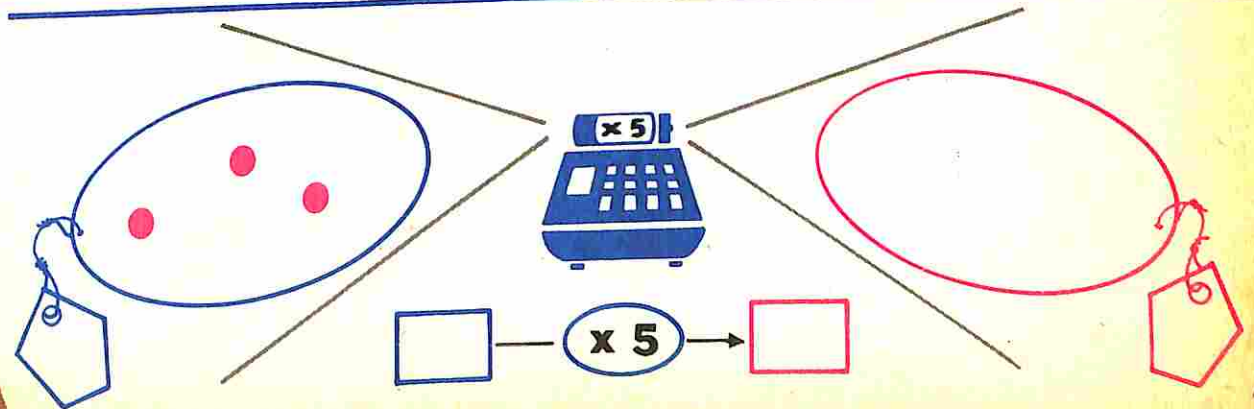
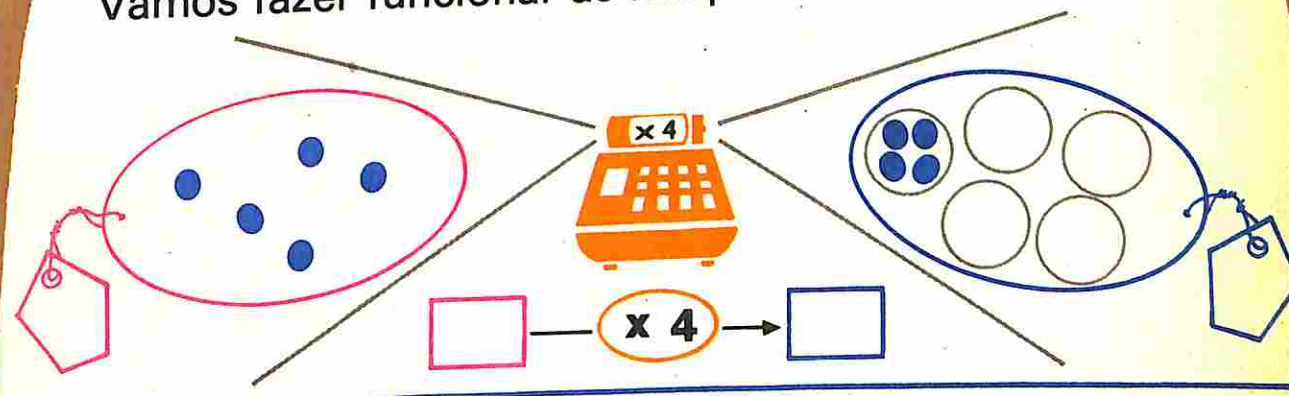


Pinte **15** quadradinhos em filas de todas as maneiras possíveis

Escreva as sentenças matemáticas correspondentes.

$3 \times 5 = 15$   
 $5 + 5 + 5 = 15$

Vamos fazer funcionar as máquinas do ( $\times 4$ ) e do ( $\times 5$ ).



Complete

15 =  x

12 =  x

15 =  x

12 =  x

15 =  x

12 =  x

15 =  x

12 =  x

12 =  x

12 =  x

12 =  x



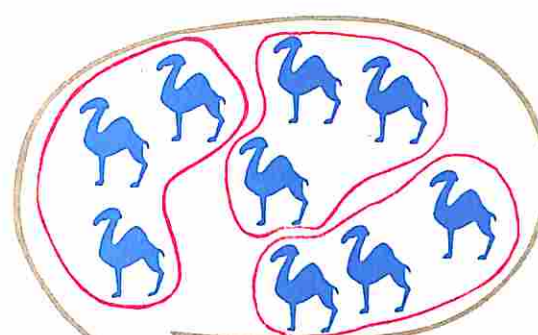
Pinte 18 quadrinhos em filas de todas as maneiras possíveis

Escreva uma sentença matemática com (x) e outra com (+).



Grid with 6 rows and 18 columns. There are 6 red-outlined boxes for writing mathematical sentences. The boxes are located at the following grid coordinates (row, column):

- Row 2, Column 1-6
- Row 2, Column 10-15
- Row 4, Column 1-6
- Row 4, Column 10-15
- Row 6, Column 1-9
- Row 6, Column 10-18

Vamos formar grupos de 3 e usar ÷



9 ÷ 3 =

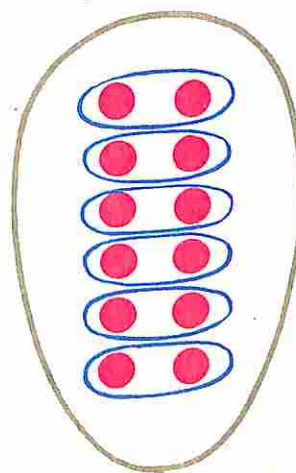


Vamos arrumar 12



Em grupos de 6

Em grupos de 3



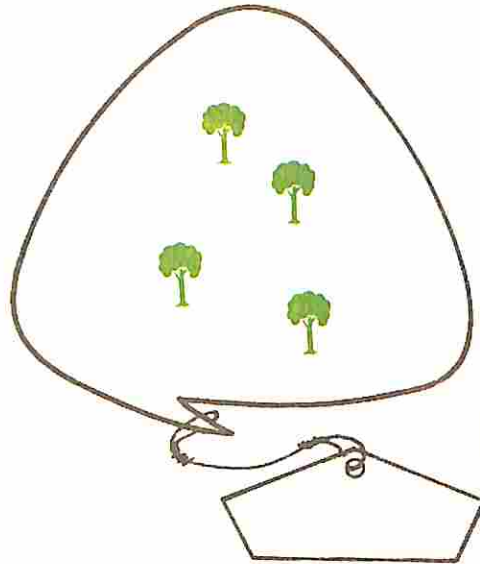

Em grupos de 1




12 ÷ 6 =



Quantos grupos de 4?




Os desenhos abaixo sugerem:




$$3 \times 2 = 6$$

$$6 \div 2 = 3$$



$$\_\_ \times \_\_ = \_\_$$



$$\_\_ \div \_\_ = \_\_$$



$$\_\_ \times \_\_ = \_\_$$

$$\_\_ \div \_\_ = \_\_$$

Coloque 5 figurinhas em cada página



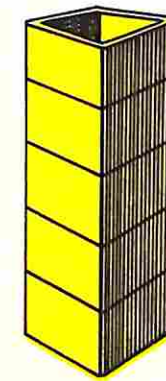
Ao todo: \_\_\_\_\_

Em cada página: \_\_\_\_\_

Quantas páginas? \_\_\_\_\_

Em Matemática: \_\_\_\_\_

Coloque 4 bolas em cada caixa.  
Quantas caixas você vai usar?



Ao todo: \_\_\_\_\_

Em cada caixa: \_\_\_\_\_

Quantas caixas? \_\_\_\_\_

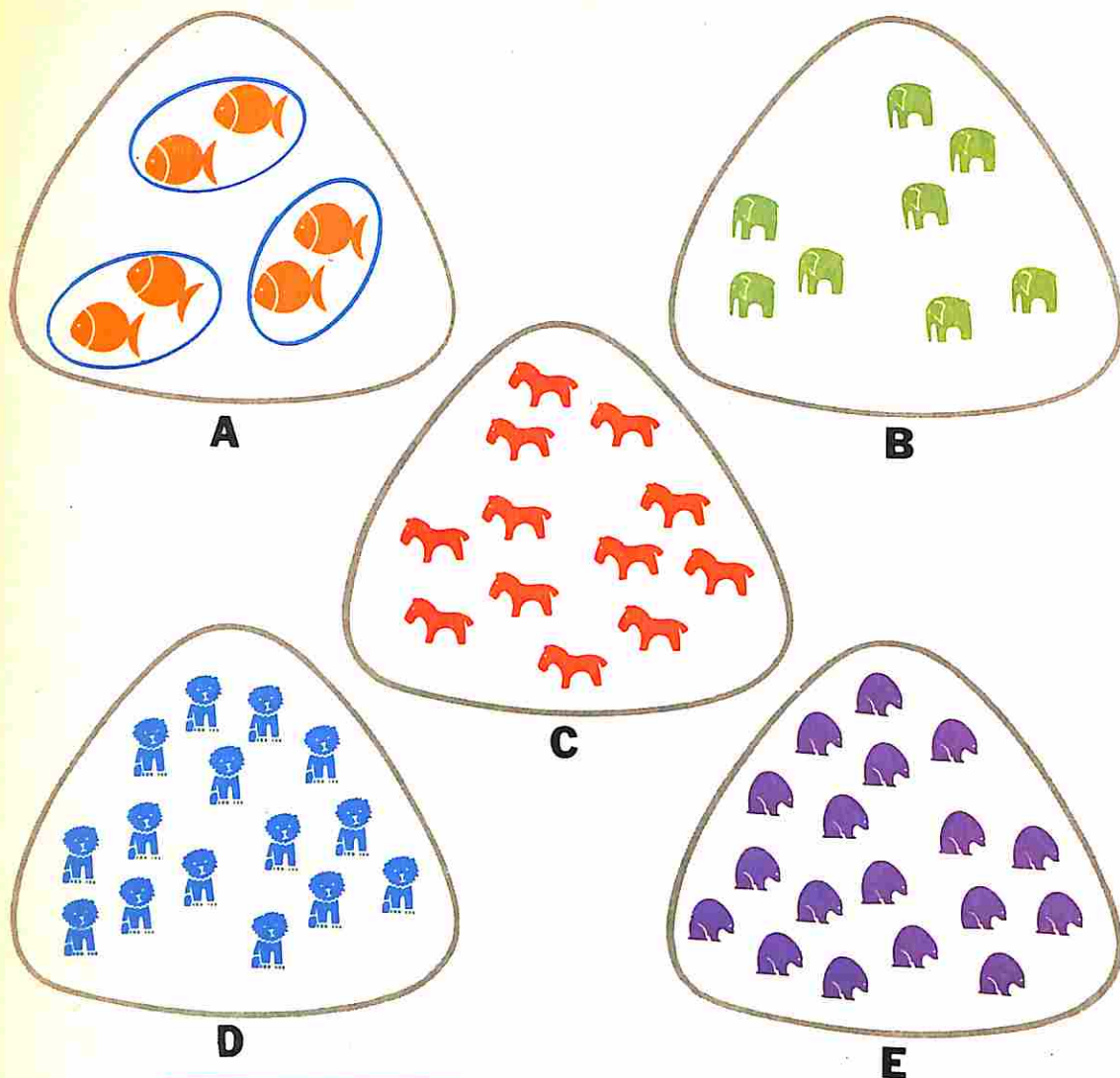
Em Matemática: \_\_\_\_\_

Complete as tábuas

x	1	2	3
	3		
		10	
			9

+	4	12	3
	9		
		15	
			10

Vamos formar grupos e usar  $\div$



	Ao todo	Em cada grupo	Quantos grupos?	Em Matemática
<b>A</b>	6	2	3	$6 \div 2 = 3$
<b>B</b>	8	4		
<b>C</b>	12	3		
<b>D</b>	15	5		
<b>E</b>	18	6		

Descubra o segredo

$\times$ 

2	3	5	4	6			8	
4	6				14	1		20

 $\div$

Vamos corresponder

Complete


$2 \times 2 = 2 + \underline{\quad}$        $4 \times \underline{\quad} = 5 + 5 + 5 + 5$   
 $3 + 3 + 3 = 3 \times \underline{\quad}$        $2 \times \underline{\quad} = 10 + 10$

Completar tábuas linha por linha

1	2	3
4		

1	2	3	4
5			

1	2	3	4	5
6				



6 → x 2 →

2 → x 10 →

4 → x 3 →

6 → x 1 →

2 → x 6 →

10 → x 2 →

3 → x 4 →

6 → x 0 →

3 → + 5 →       12 → + 4 →       15 → - 7 →

6 → + 4 →       8 → + 5 →       20 → - 8 →

9 → - 4 →       15 → - 0 →       22 → + 8 →

10 → - 5 →       13 → - 4 →       35 → + 5 →

x 5

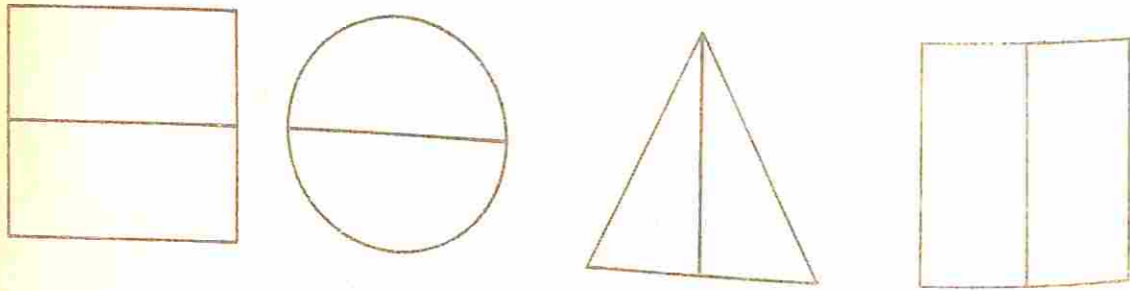


x 4

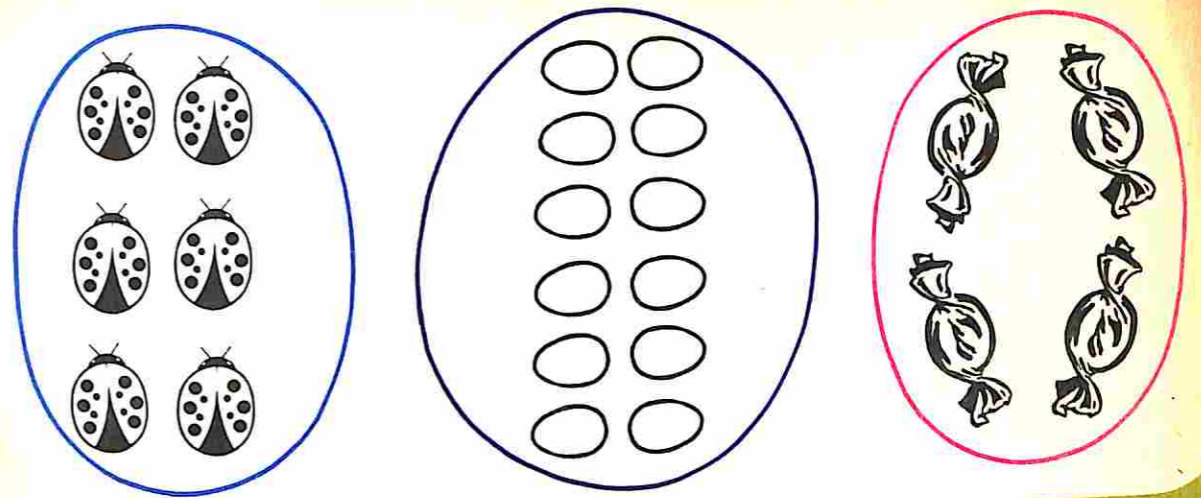




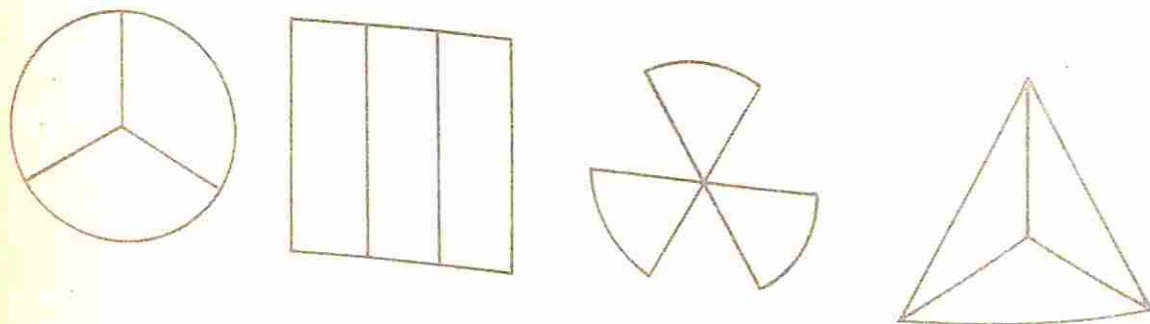
Pinte a metade de verde



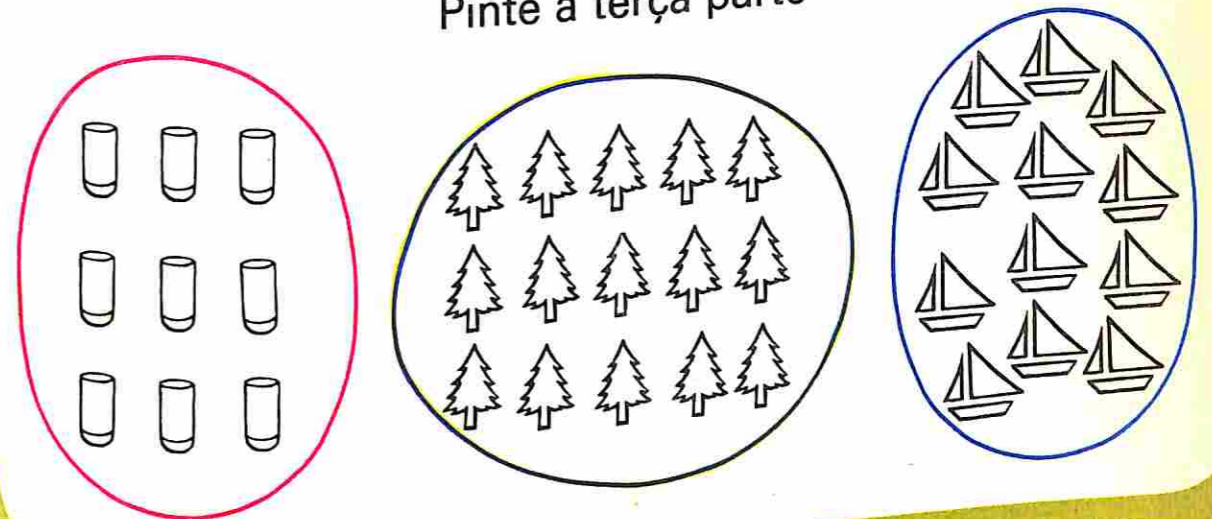
Pinte a metade



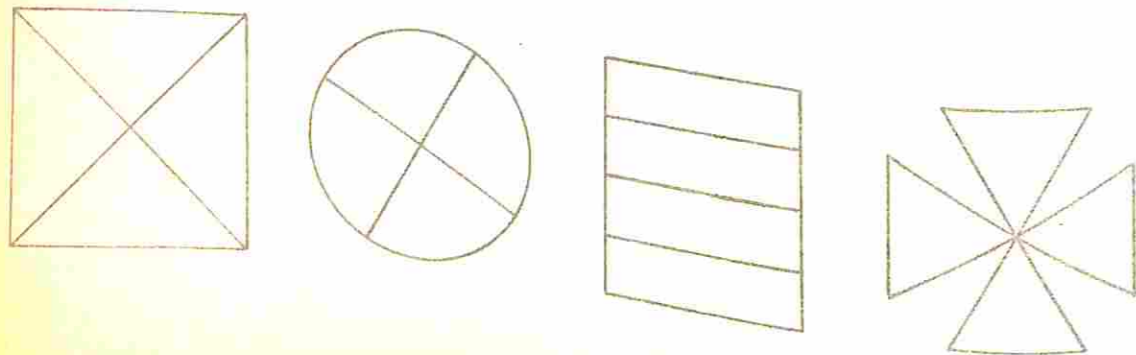
Pinte a terça parte de amarelo



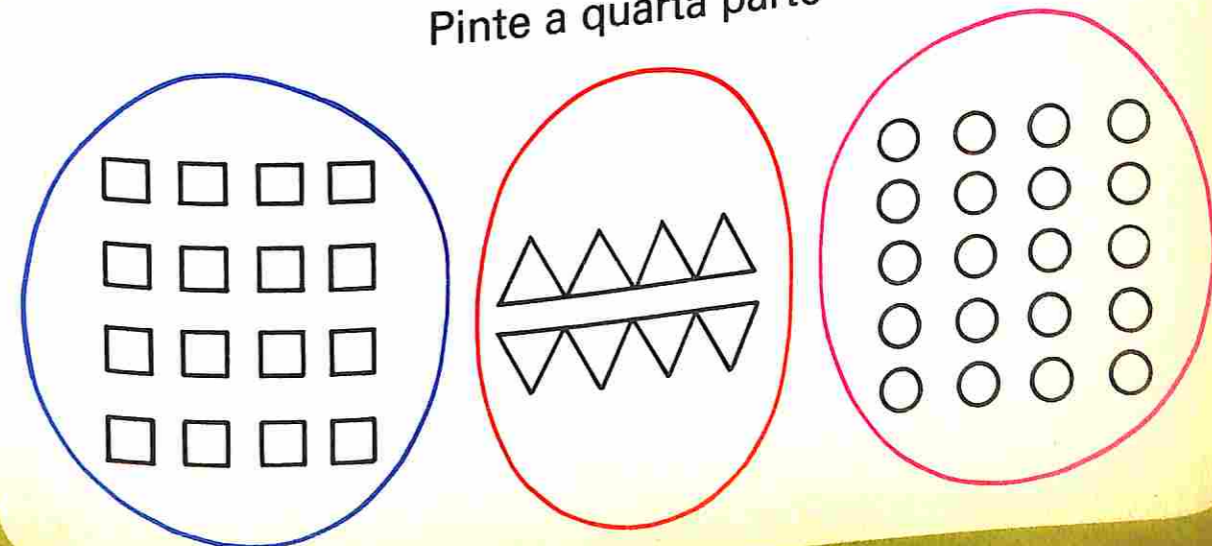
Pinte a terça parte



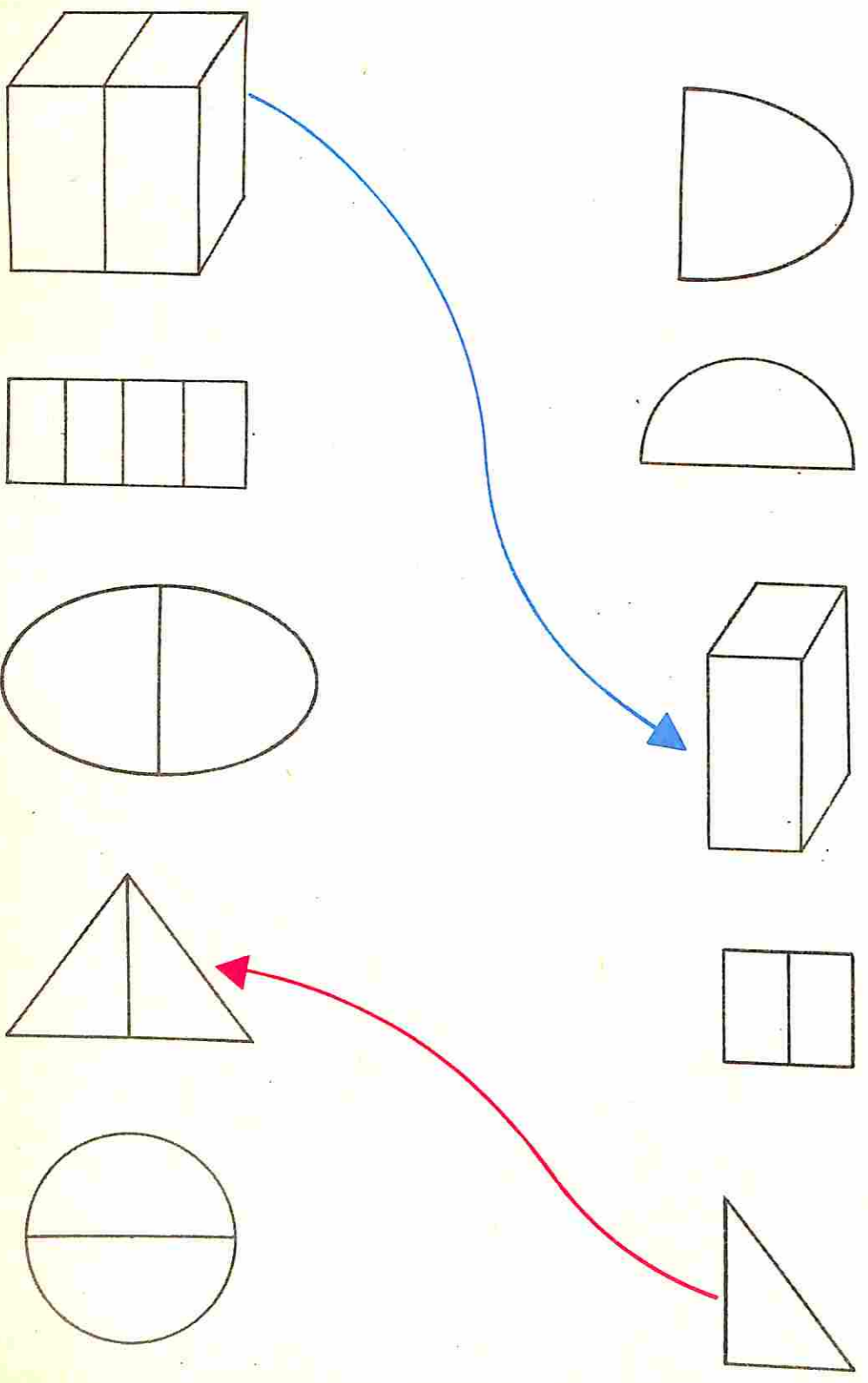
Pinte a quarta parte de vermelho



Pinte a quarta parte

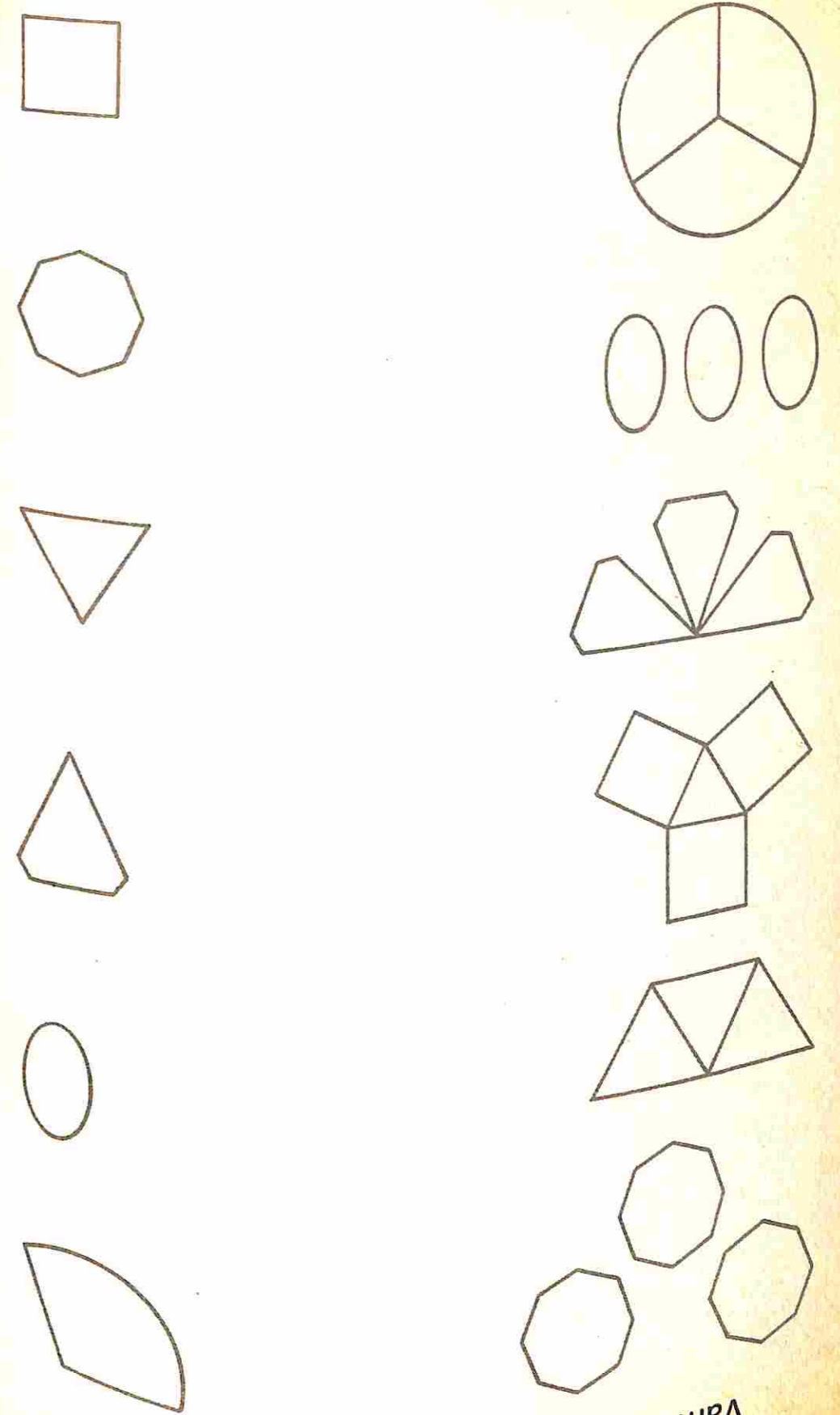


Caminhar para a "metade"



Caminhar para o "dobro"


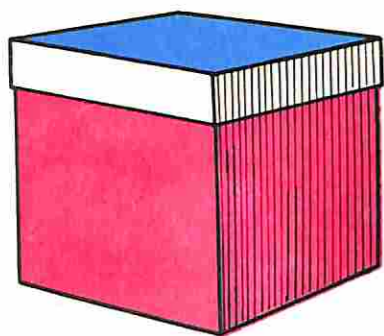
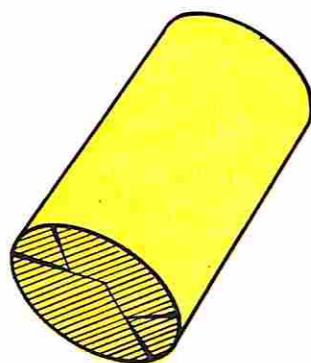
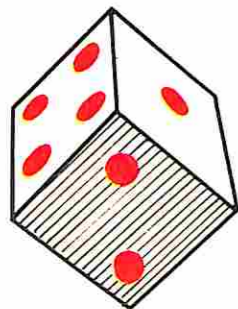
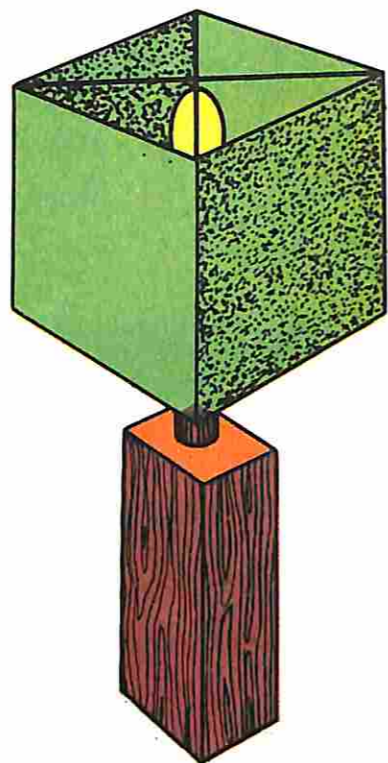

Vamos caminhar para o "triplo"



Vamos caminhar para a "terça parte"

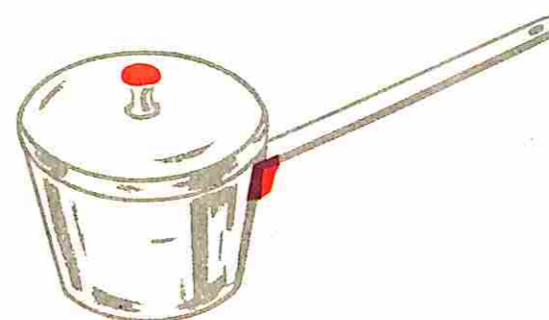
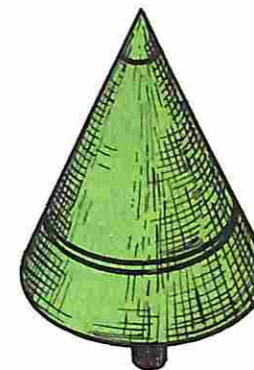
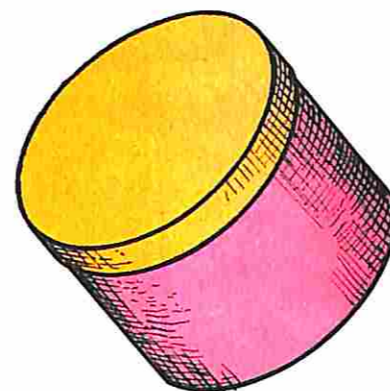
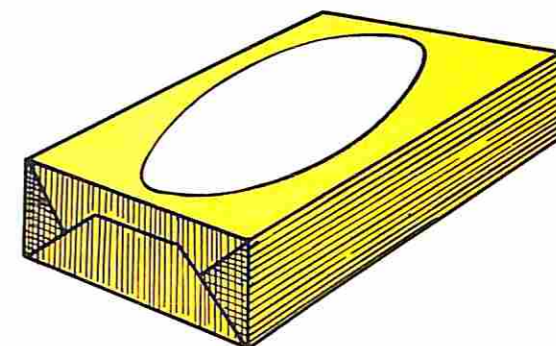



Assinale as figuras que lembram **CUBO**



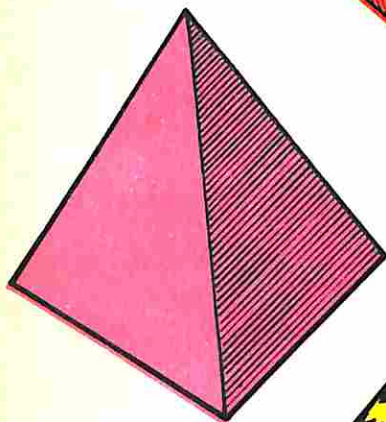




Escreva o nome de outros objetos que lembram **CUBO**

Assinale as figuras que lembram **CILINDRO**



Escreva o nome de outros objetos que lembram **CILINDRO**

Assinale as figuras que lembram **ESFERA**



Escreva o nome de outros  
objetos que lembram **ESFERA**

companhia editora nacional

