

VERA CRUZ

Levi's

Alessandra
Richard
Sanchez
2^o ano

Outros conjuntos de fichas de matemática, que serão utilizados pela 2a. Série:

(*) OPERAÇÕES (1, 2, 3, 4 e 5)

LÓGICA


MULTIPLICAÇÃO 1

MULTIPLICAÇÃO 2

O conjunto com (*) está na pasta, os demais conjuntos serão entregues durante o ano, quando estiverem sendo desenvolvidas as unidades correspondentes.

1

VERA CRUZ



OPERAÇÕES

1

Nome:


Cleirancha B. S.

2ª Série

D. tia Zezé

1977

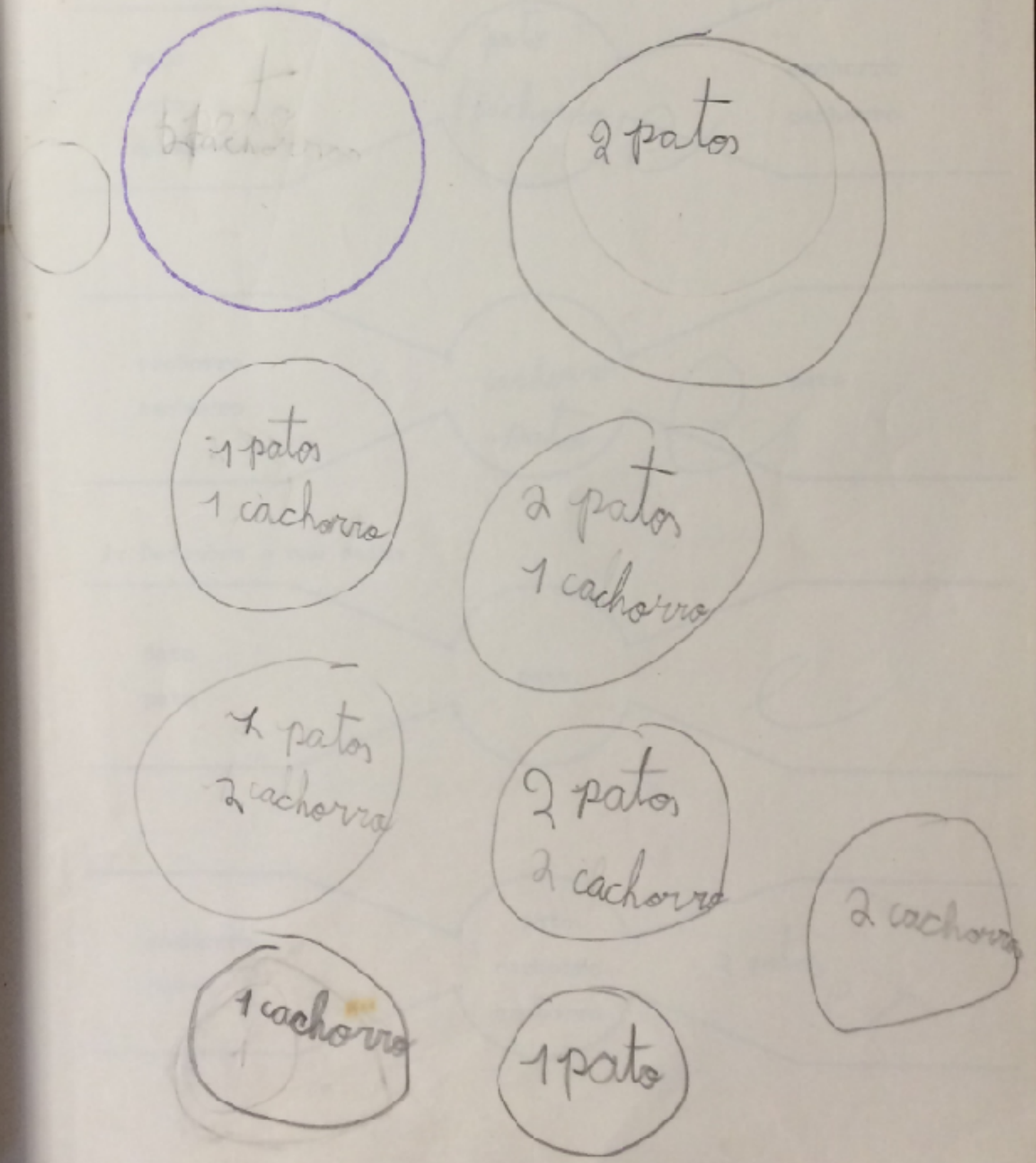
Máquinas 1



1. Construa todos os conjuntos possíveis que tenham:

- no máximo 2 patos
- no máximo 2 cachorros


2. Desenhe ou Escreva cada conjunto, dentro de um círculo.



Máquinas 2

Os conjuntos da página anterior passaram pelas máquinas de Acrescente, que funcionam com estas regras:

3 iguais vão passear



1. Descubra o que as máquinas acrescentam:

Diagram 1: A horizontal channel with a central circular opening. On the left side, the words "pato", "pato", and "cachorro" are listed vertically. On the right side, "cachorro" and "cachorro" are listed vertically. Inside the circle, the words "pato" and "cachorro" are written in cursive. To the right of the circle, there is a large cursive scribble.

Diagram 2: A horizontal channel with a central circular opening. On the left side, the words "cachorro" and "cachorro" are listed vertically. On the right side, the word "pato" is listed vertically. Inside the circle, the words "cachorro" and "pato" are written in cursive. To the right of the circle, there is a large cursive scribble.

2. Descubra o que saiu:

Diagram 3: A horizontal channel with a central circular opening. On the left side, the words "pato" and "pato" are listed vertically. Inside the circle, the word "pato" is written in cursive. To the right of the circle, there is a large cursive scribble.

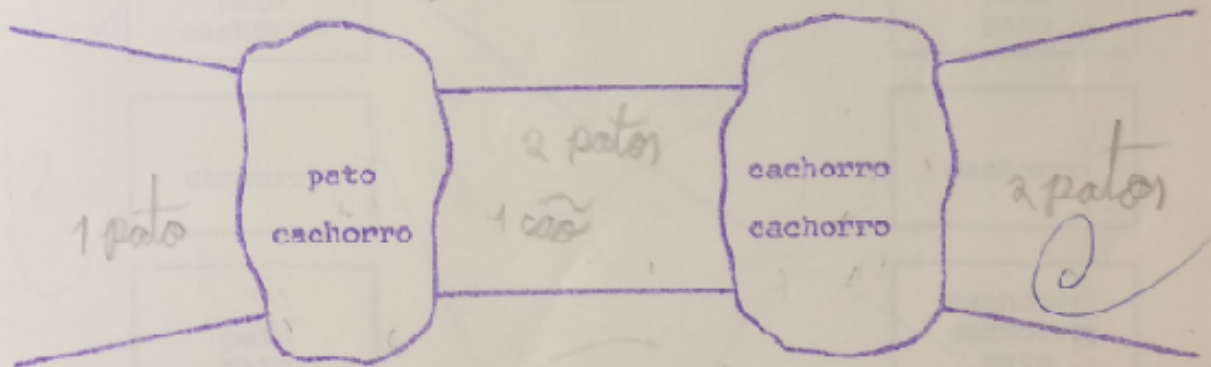
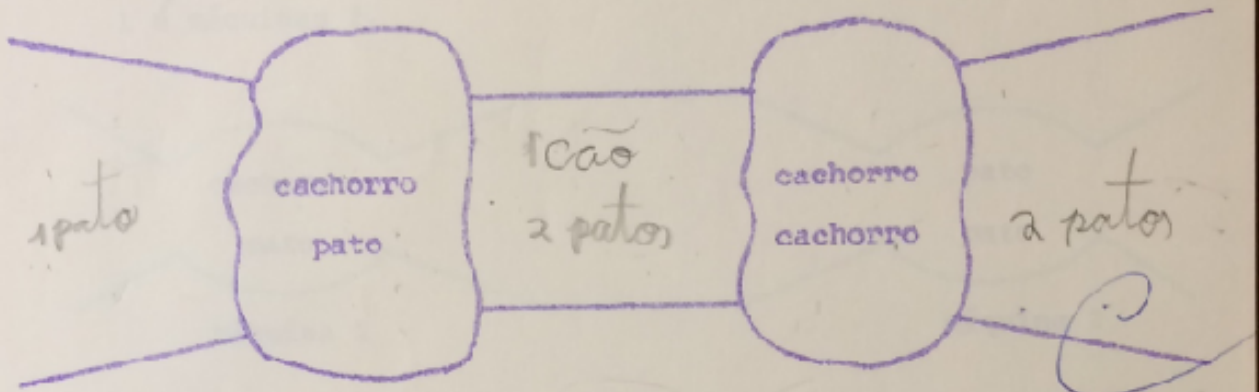
Diagram 4: A horizontal channel with a central circular opening. On the left side, the words "cachorro" and "pato" are listed vertically. On the right side, the words "cachorro" and "cachorro" are listed vertically. Inside the circle, the words "pato", "cachorro", and "cachorro" are written in cursive. To the right of the circle, the words "2 patos" are written in cursive, followed by a large cursive scribble.

Máquinas 3

Agora, os conjuntos que você construiu na página 6, vão passar pelas máquinas de acrescentar, que funcionam com esta regra:

3 iguais fogem

Escolha conjuntos para a entrada e passe-os pelas máquinas.



- A máquina equivalente é a mesma para as duas cadeias de máquinas acima? sim

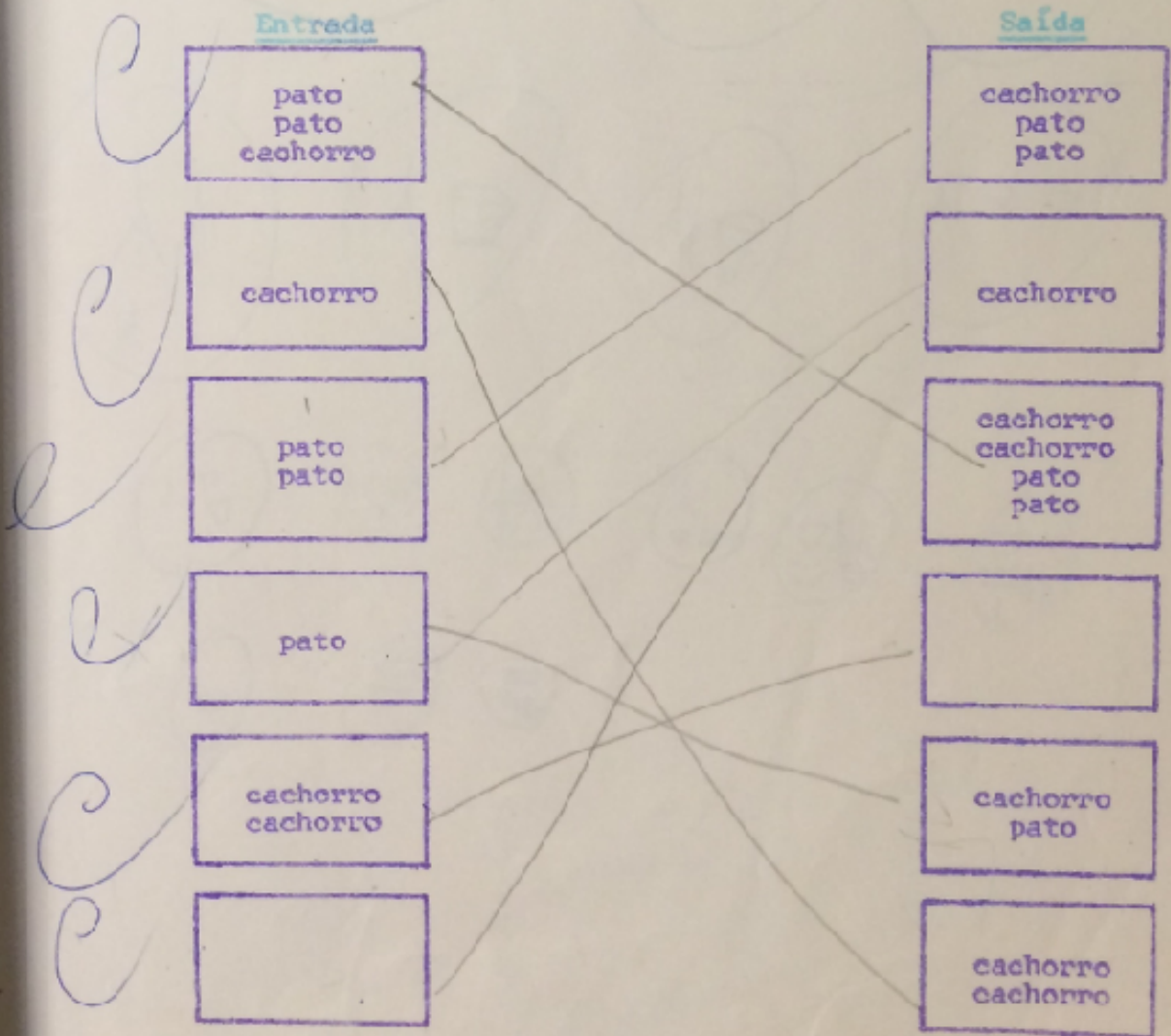

- Qual é esta máquina equivalente? 1 pato

Máquinas

Os conjuntos que você construiu na página 6, passaram pelas máquinas do acrescentante que funcionam com a mesma regra:

3 iguais fogem

Ligue cada entrada com a sua saída passando pelas máquinas 1 e máquinas 2.


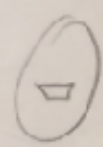






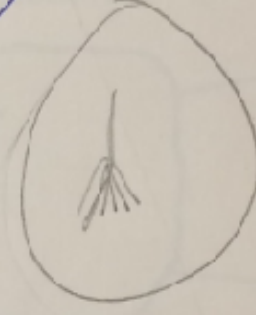
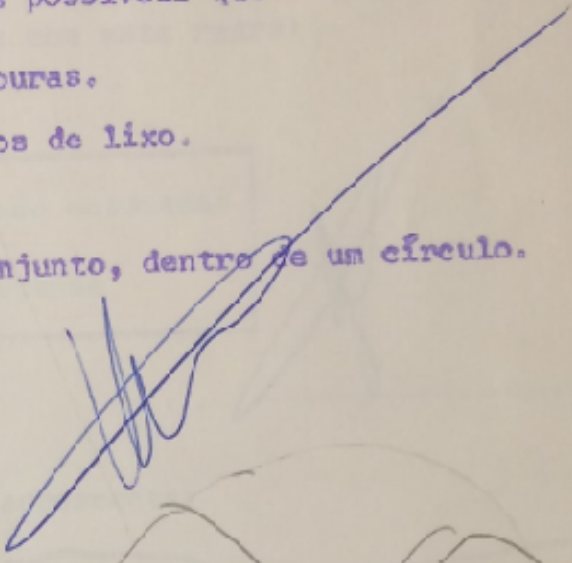



Máquinas 5

1. Construa todos os conjuntos possíveis que tenham:

- no máximo 3 vassouras.
- no máximo 3 cestos de lixo.


2. Escreva ou desenhe cada conjunto, dentro de um círculo.



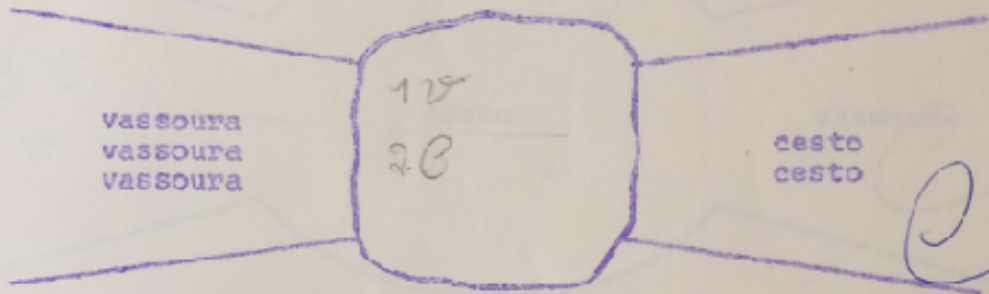
Máquinas 6

Agora, os conjuntos que você desenhou, vão passar pela máquina do acrescenta que funciona com esta regra:

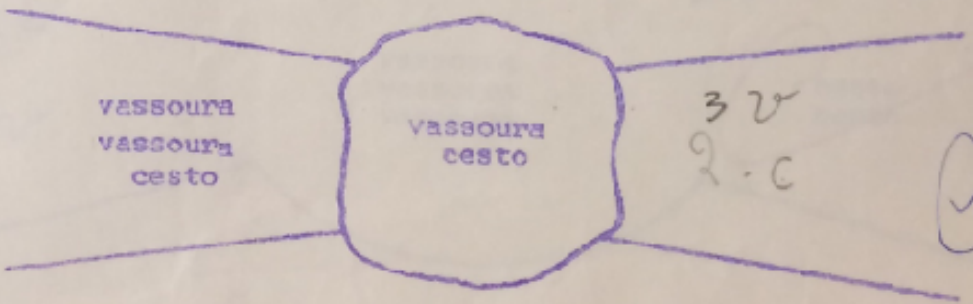
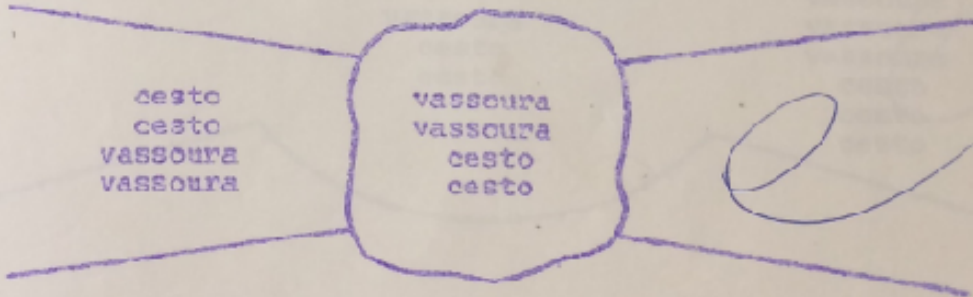
4 iguais são colocadas na dispensa



1. Descubra o que a máquina acrescenta:




2. Descubra o que saiu:



3. Descubra o que entrou?

[Handwritten scribble]





2 v

vassoura
vassoura
vassoura
cesto

vassoura
cesto

[Red handwritten mark]




3 C

1 v

cesto

vassoura

[Red handwritten mark]




2 v

1 C

vassoura
cesto
cesto

vassoura
vassoura
vassoura
cesto
cesto
cesto

[Red handwritten mark]




2 C

1 v

vassoura
vassoura
vassoura

cesto
cesto


[Red handwritten mark]



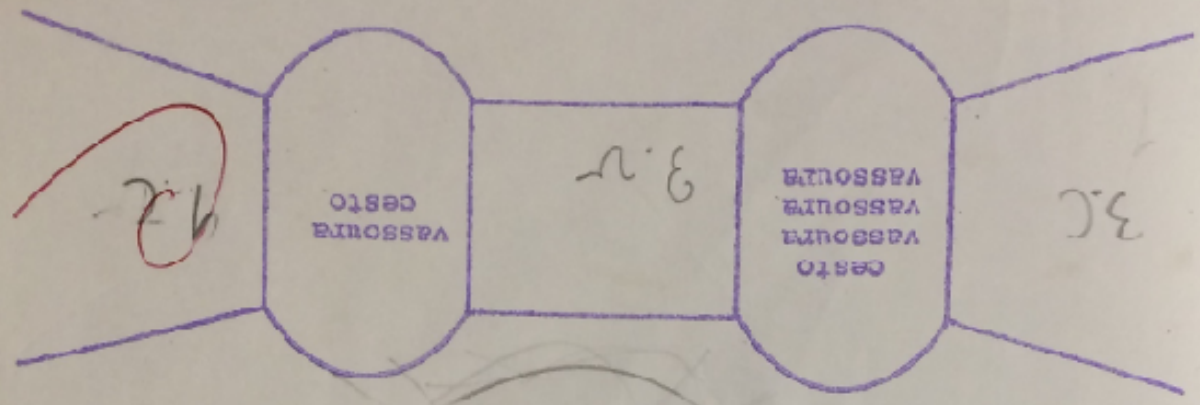
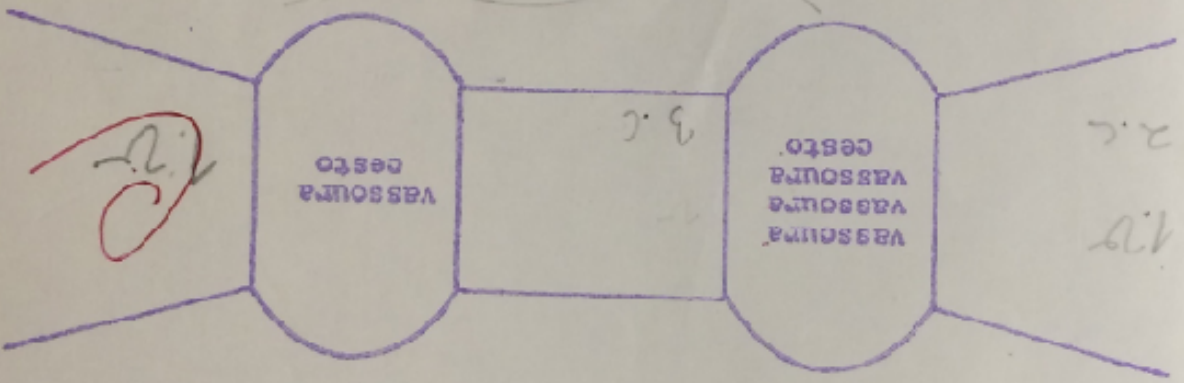
Máquinas 7

Os conjuntos da página 11, têm agora passar pelas máquinas de acetate, que funciona com a mesma regra da página anterior:

4 iguais são colocadas na dispensa



Escolha conjuntos para a entrada e passe-os pelas máquinas:




- Qual a máquina equivalente de cada uma destas cadeias de máqui-
nas? *3.2* x

VERA CRUZ

OPERAÇÕES

2



Nome:

Cleomandra B. S.

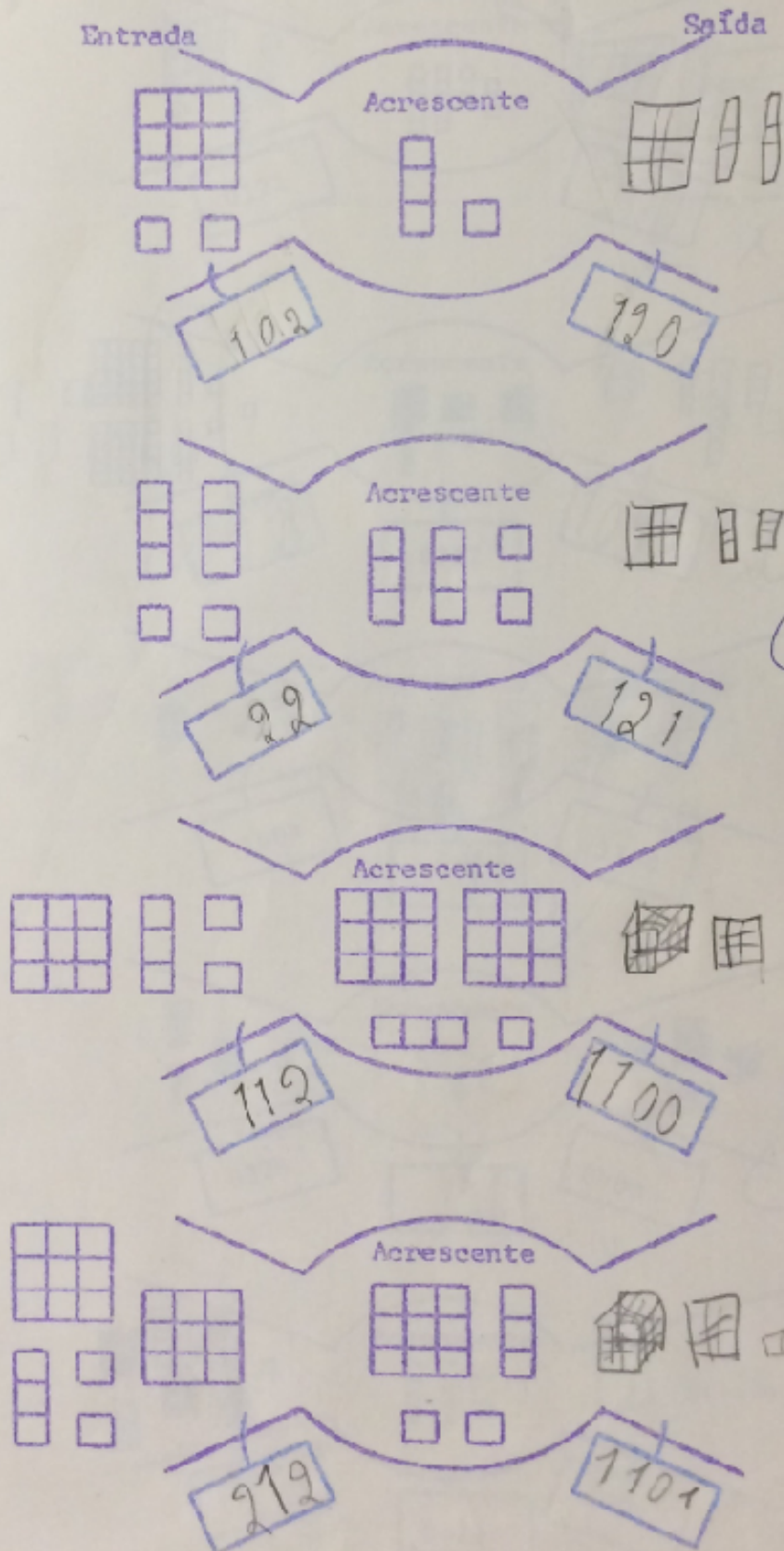
2a. Série D tra José

1977

Máquinas 1

- . Observe estas máquinas.
- . Descubra as saídas.
- . Coloque os códigos.

BASE - 3



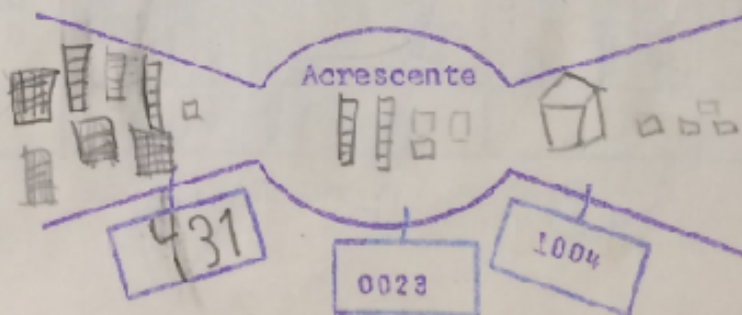
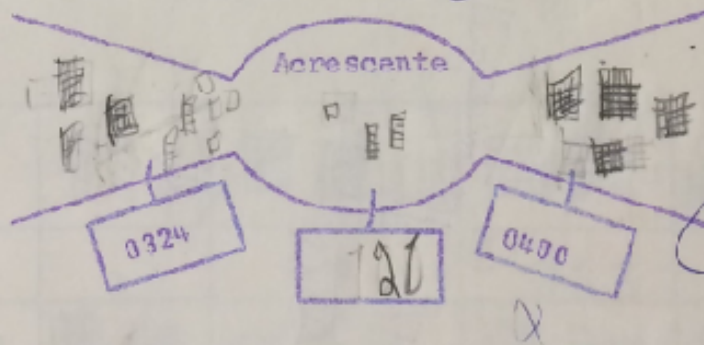
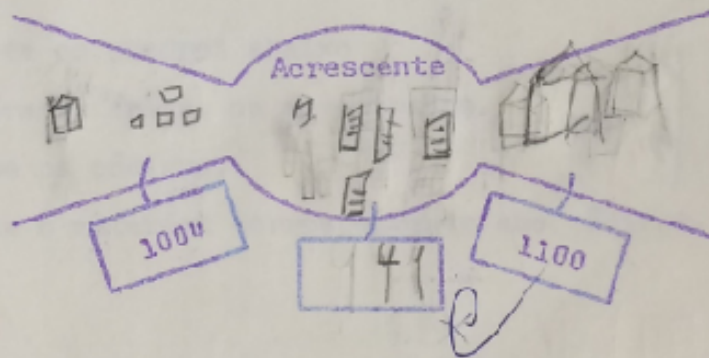
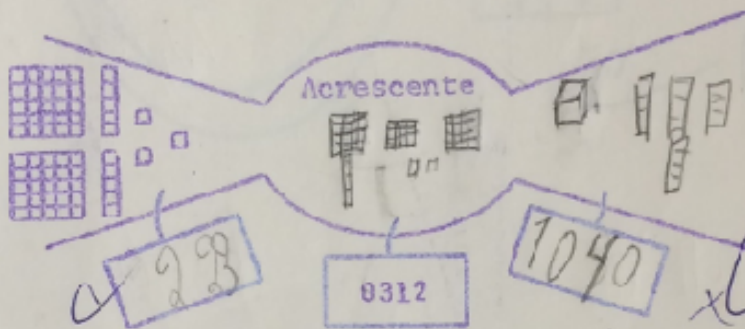
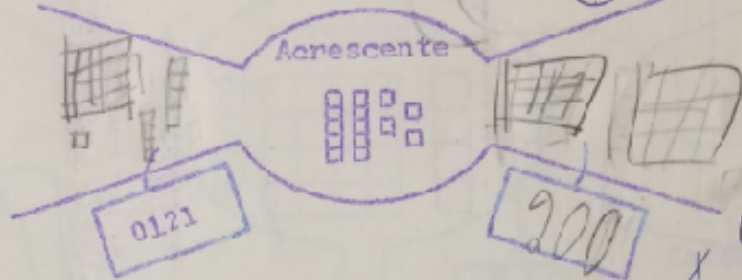
Máquinas 2

- Observe estas máquinas.
- Descubra as saídas.
- Coloque os códigos.
- Desenhe o material correspondente a cada código.

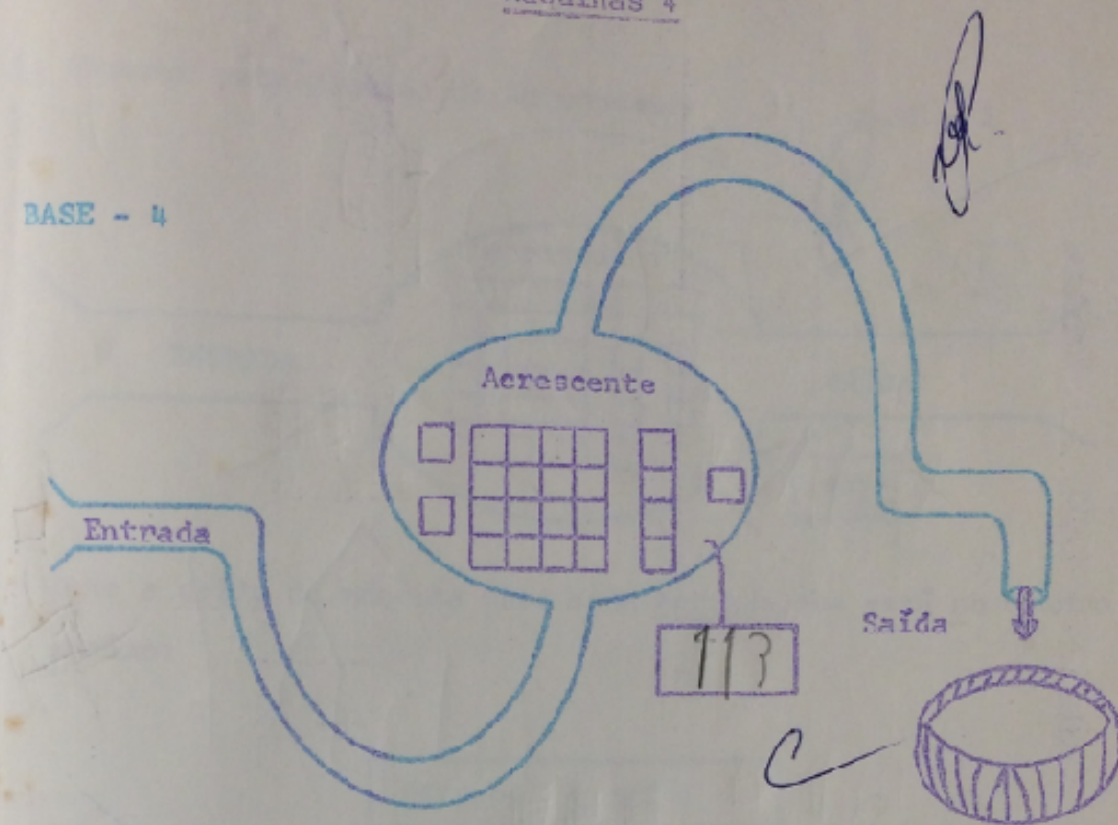
Entrada

BASE - 5

Saída



BASE - 4



- . Complete os quadros abaixo
- . Descubra as saídas ou as entradas.
- . Coloque os códigos.
- . Desenhe o material correspondente aos códigos.

13	22	0222	113	231
132	201	10001	232	1010

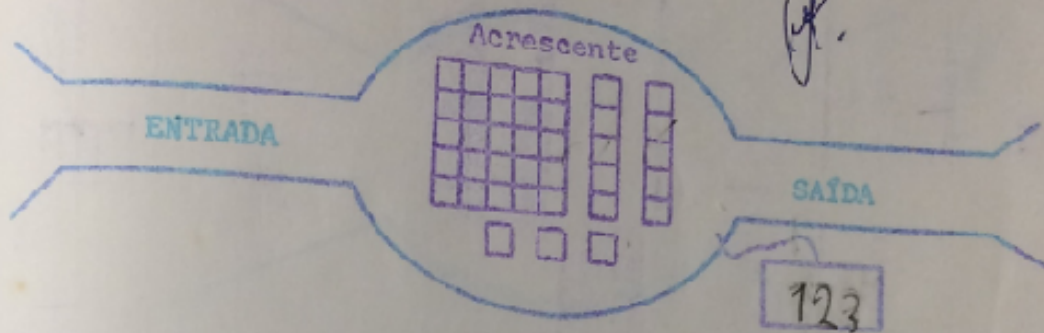
ENTRADA SAÍDA

código código

(Handwritten checkmarks and scribbles)

1. Observe esta máquina de Acrescente:

BASE - 5

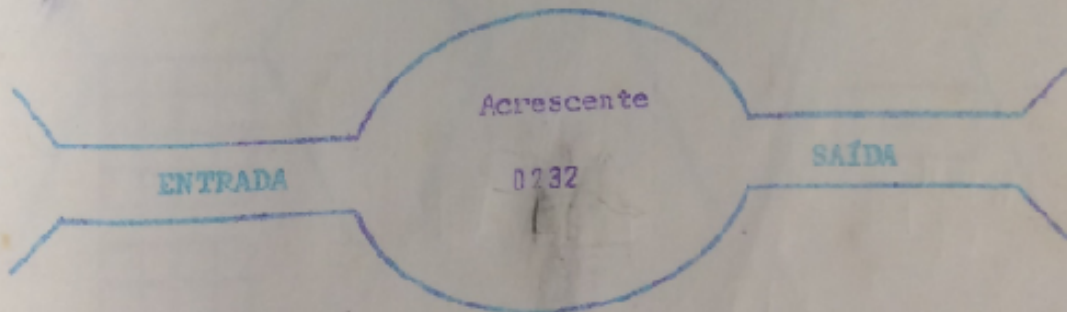


- Ache a saída da máquina para cada entrada que está no quadro abaixo:

ENTRADA	SAÍDA
1042	1220
0030	212
1122	1300
0333	1011
0221	344

e
e
e
e
e

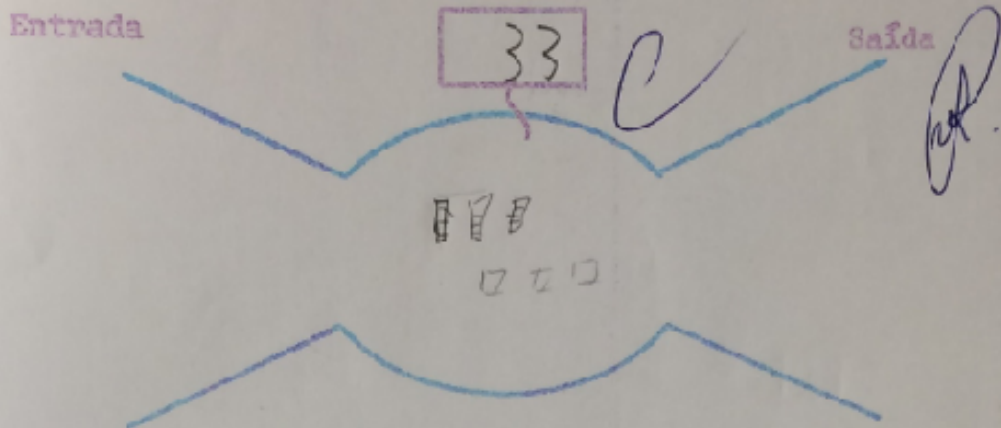
2. Agora, observe esta outra máquina:



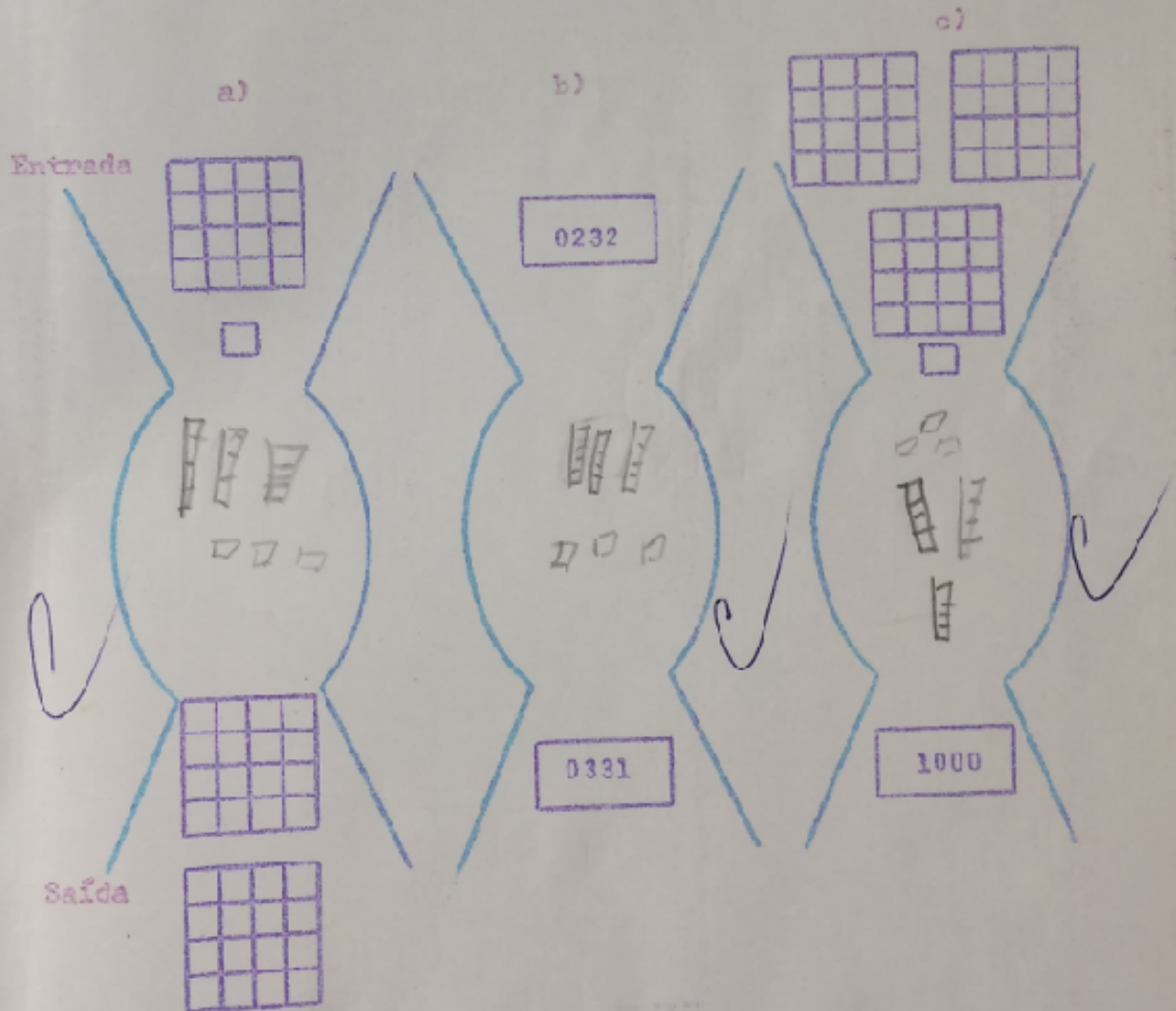
- Ache as entradas desta máquina para cada saída:

C 303/213/114 13 40

ENTRADA					
SAÍDA	1040	1000	0401	0300	0323



1. Esta máquina verde representa a lei das seguintes máquinas:



- Descubra a lei destas máquinas.
- Complete todas as máquinas.

VERA CRUZ

[Handwritten signature]

OPERAÇÕES

3

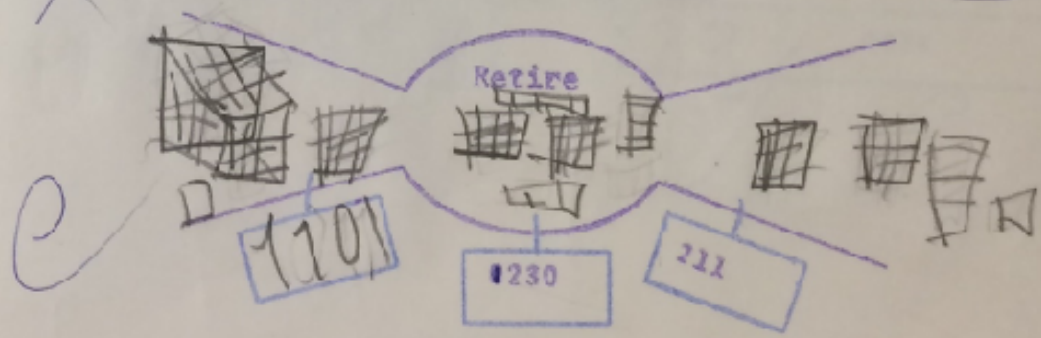
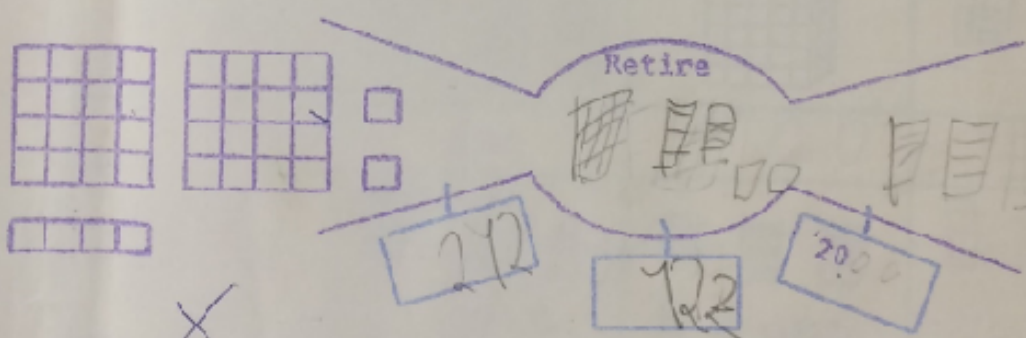
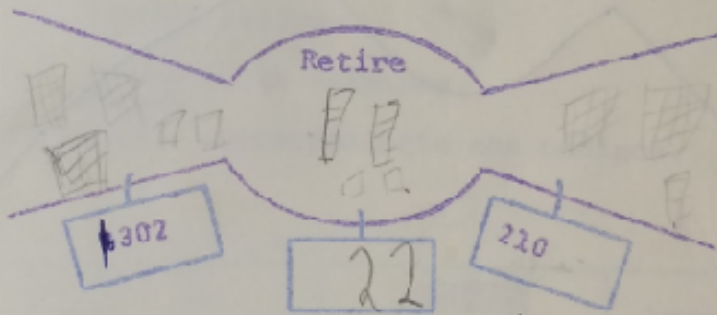
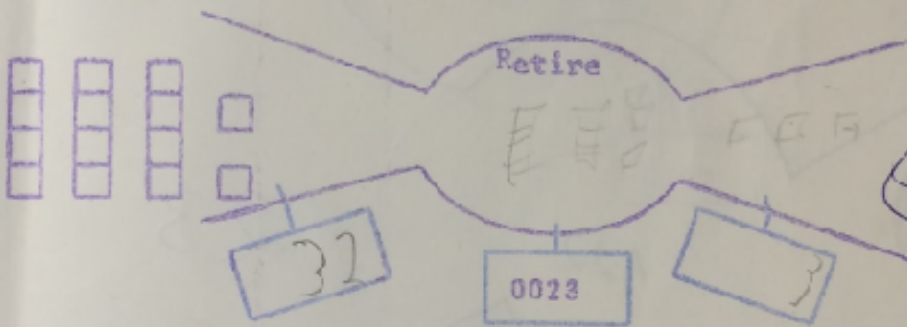
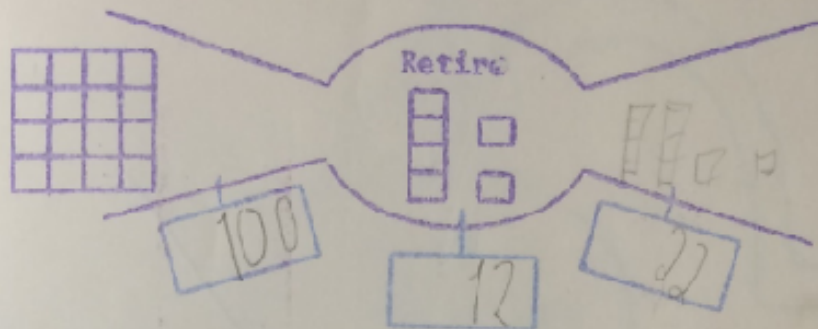
Nome: Alexandra Bechara Sanchez
2a. série 1) tio Zezé
1977

- . Observe estas máquinas.
- . Descubra as saídas.
- . Coloque os códigos.
- . Desenhe o material correspondente a cada código.

BASE - 4

Entrada

Saída



23

122

