


1ª SÉRIE

N	4	0	(A.D.)
---	---	---	--------



Pegue 8 pedrinhas.

Faça a troca.

Registre..

2	0

Disto
19-8-80

Pegue 5 pedrinhas.

Faça a troca.

Registre.

1	1

Pegue 9 pedrinhas.

Faça a troca.

Registre.

2	1

Pegue 11 pedrinhas.

Faça a troca.

Registre.

2	3

Pegue 7 pedrinhas.

Faça a troca.

Registre.

1	3

Escola Vera Cruz

Nível I - 1980

Nome: Luís

data

LC Matemática

P
12-8-70

antes		depois
0	1	2
4	5	6
6	7	8
9	10	11
12	13	14
14	15	16
19	20	21
8	9	10
10	11	12

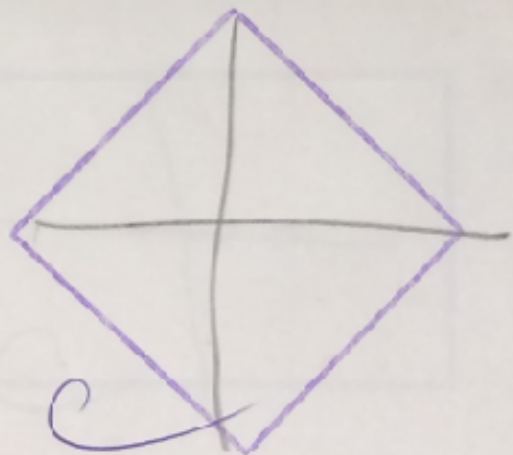

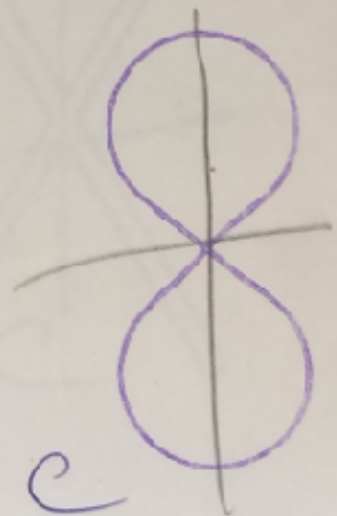
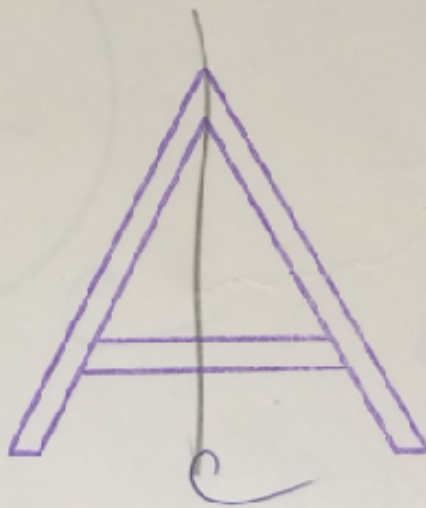
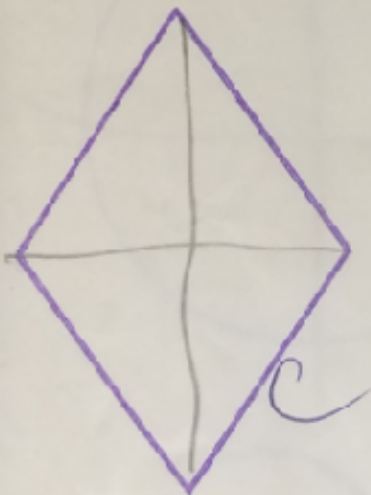
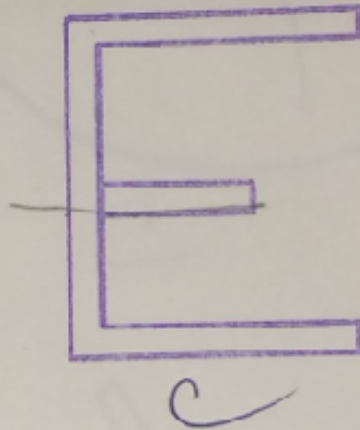
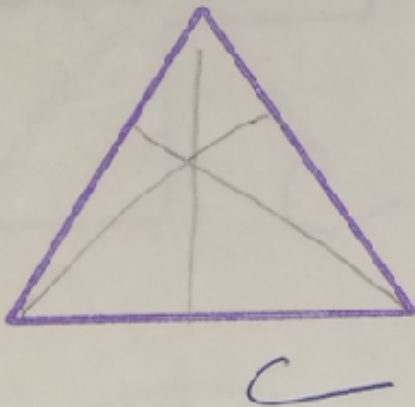
Disto
6-8-80

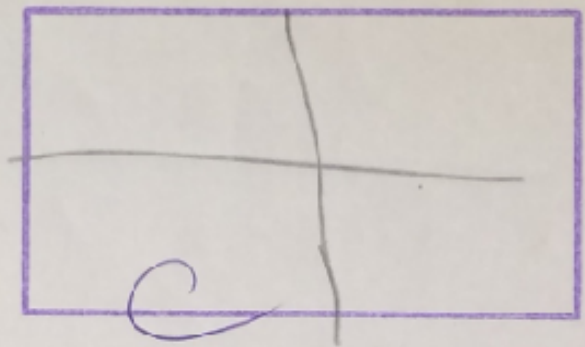
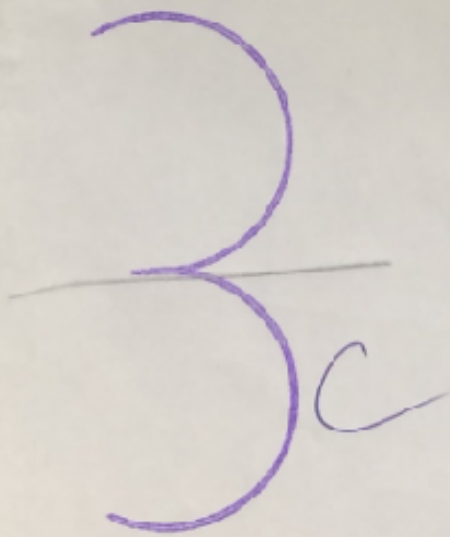
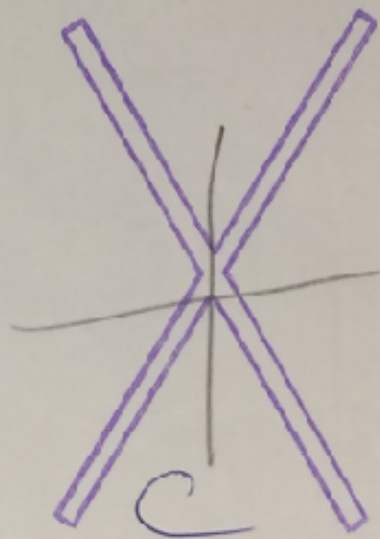
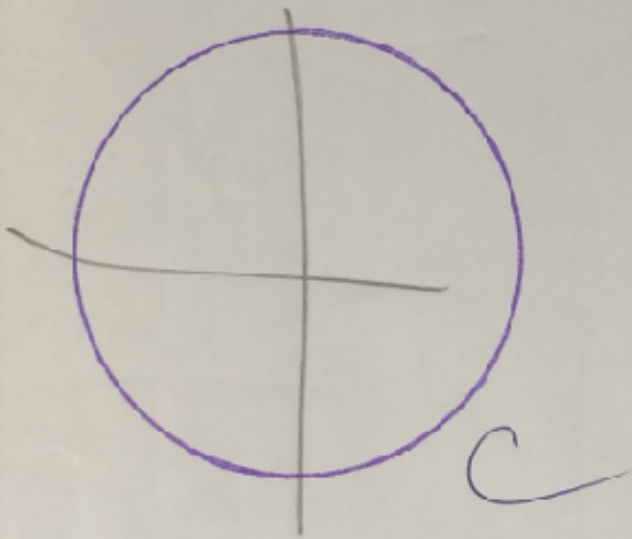
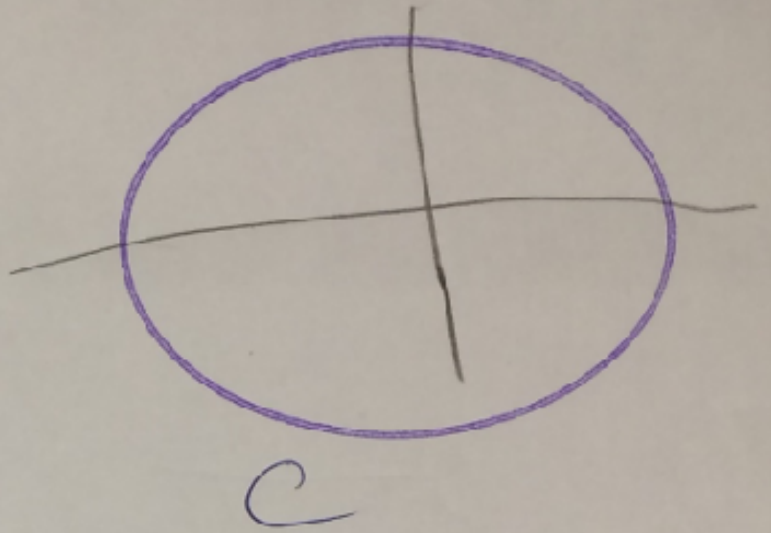

A.D.

I	4	I
---	---	---

 - EIXOS DE SIMETRIA

- Descobrir com o espelho os eixos de simetria destas figuras:





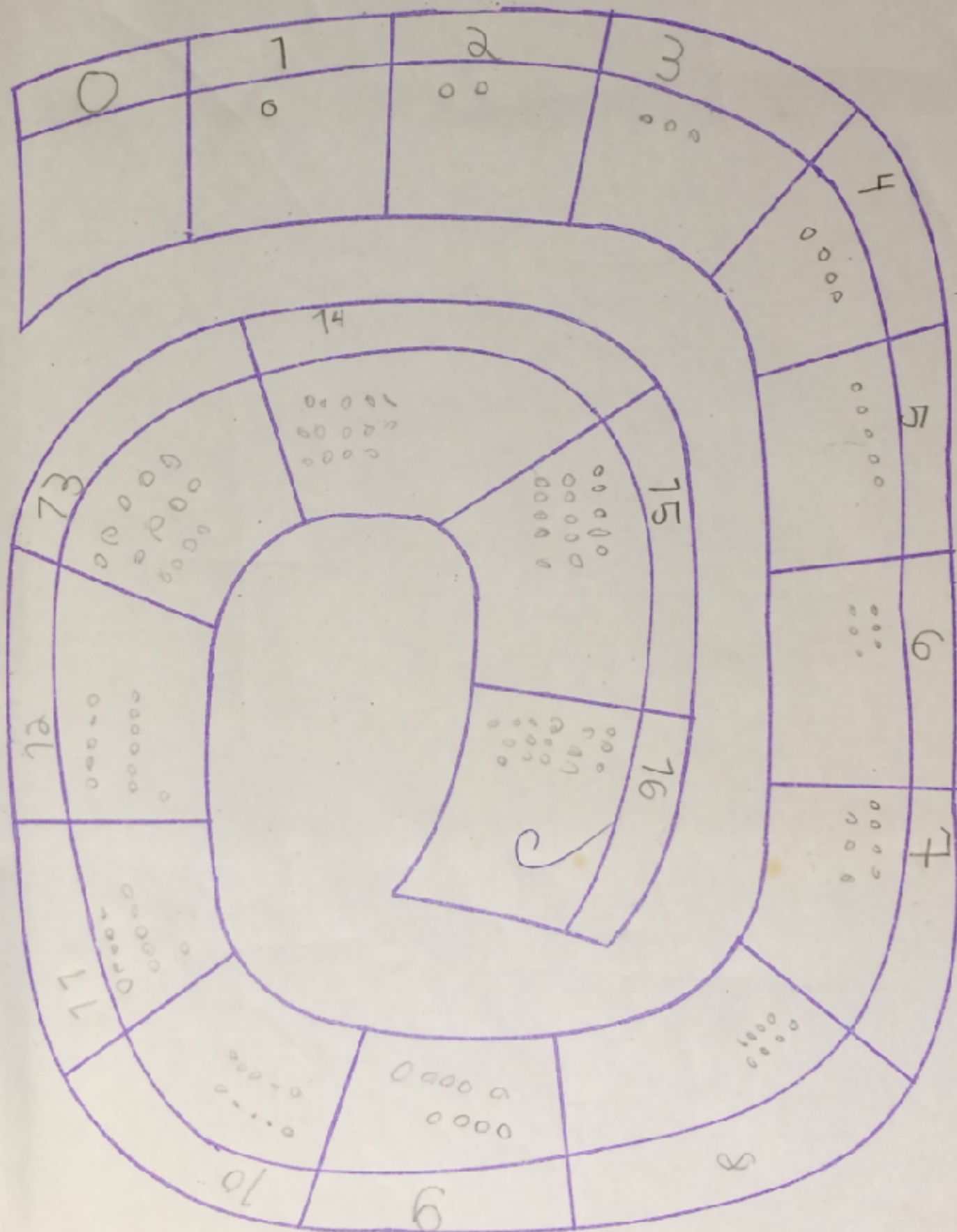
ESCOLA VERA CRUZ

Nome:

Marcus B. S. C. 7.80 Data: 7-8-80

J III

Organize o trem de um a mais ou um a menos com materiais como: multi-base, troca (cor, tamanho), ensacamento etc... Escreva na faixa menor.



diferença

2 semelhança

The worksheet contains 12 boxes arranged in three rows, each containing a shape with two dots. The shapes are colored as follows:

- Row 1: Red trapezoid, Red pentagon, Blue pentagon, Blue scribbled triangle, Blue scribbled triangle.
- Row 2: Red trapezoid, Black semi-circle, Black triangle, Black quadrilateral, Yellow pentagon.
- Row 3: Black triangle, Black trapezoid, Yellow trapezoid, Yellow triangle, Green trapezoid.

A large central oval contains a blue checkmark.

ESCOLA VERA CRUZ

NOME: Marcus



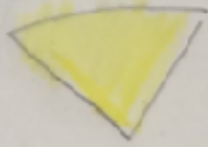
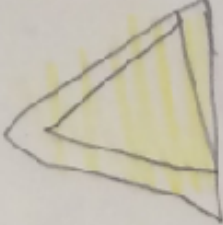


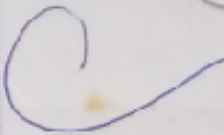


DATA: 26/5/80

1ª SÉRIE

L.4.1.1. MATRIZ: 2 x 2 x 2

75.

26.500

ESCOLA VERA CRUZ

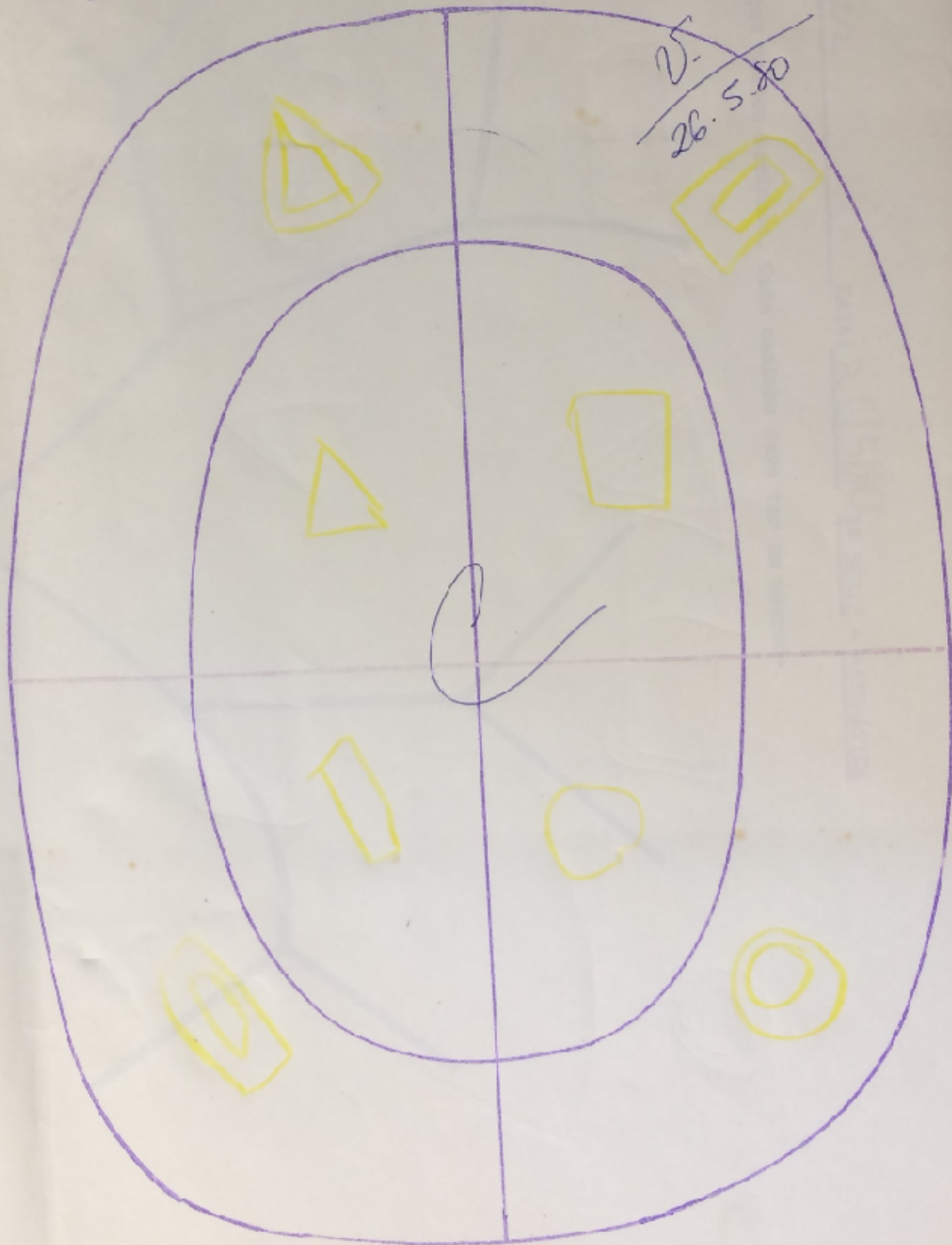
NOME: Marcus

DATA: 26/5/80

1ª SÉRIE

MATRIZ: 4 x 2 ou 2 x 2 x 2

Coloque as peças nesta cidade. Cada bairro precisa ter um segredo.




ESCOLA YERA CRUZ

NOME: Marcos

DATA: 26/5/80 1ª SÉRIE - MATEMÁTICA

Coloque as peças nestes caminhos. Cada caminho deve ter um segredo.




ESCOLA VERA CRUZ

NÍVEL 1 - 1ª SÉRIE - MATEMÁTICA

T 11 4


Pinte as regiões. Duas regiões vizinhas não podem ter a mesma cor.



~~Maculosa~~ BONITA 26-5-80

Tudo 27.5.80

5



3 1 1

APP P P

P 999 999

1 3 3

1 2 2

4 3 3


C C C

NOOME: _____

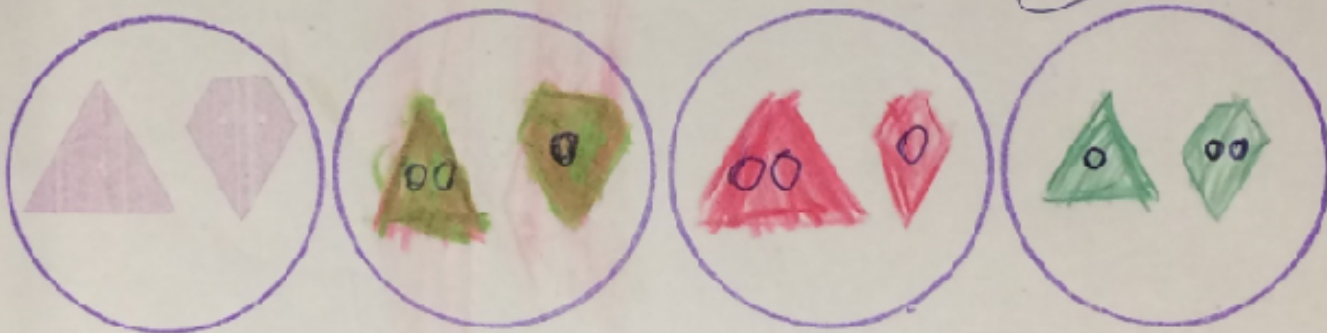
DATA: _____

1505-80

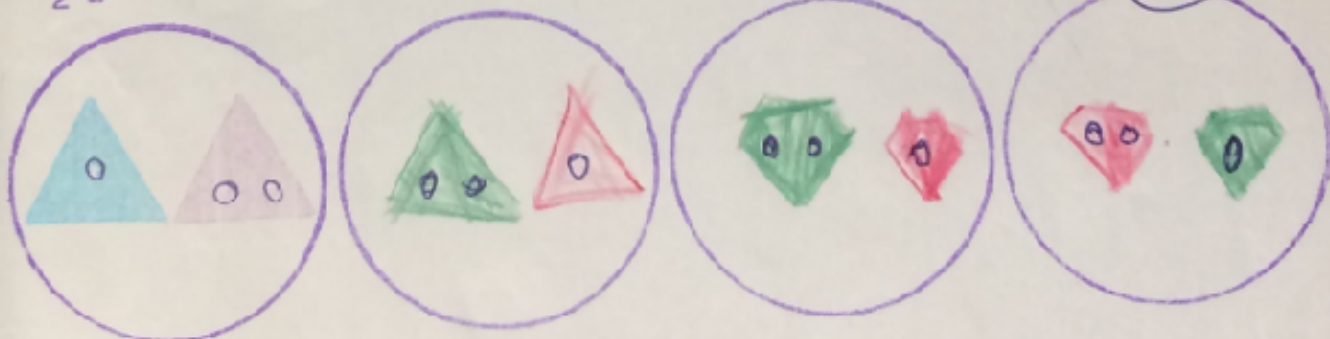
Formar pares mantendo as semelhanças e as diferenças. Ex.



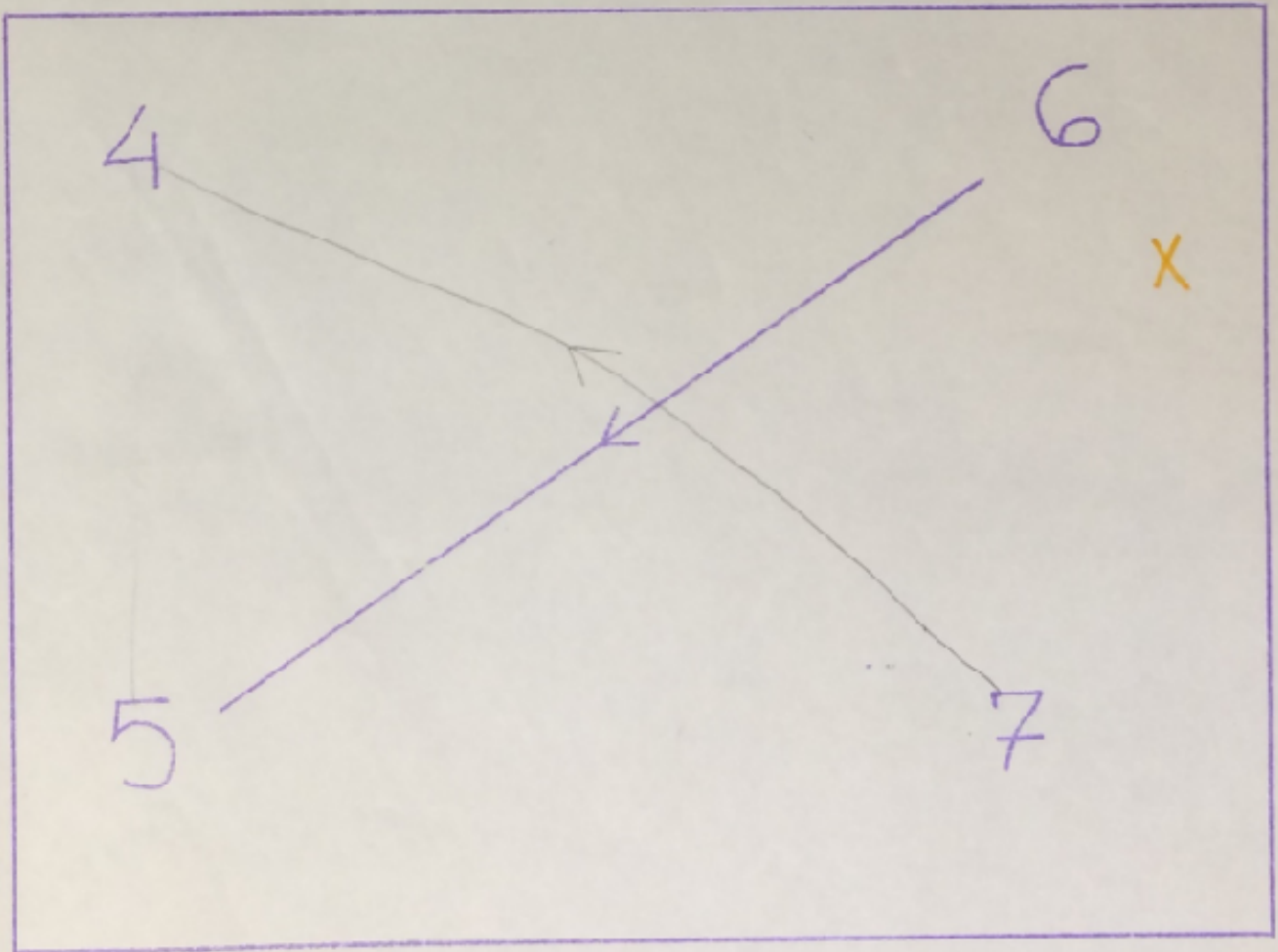
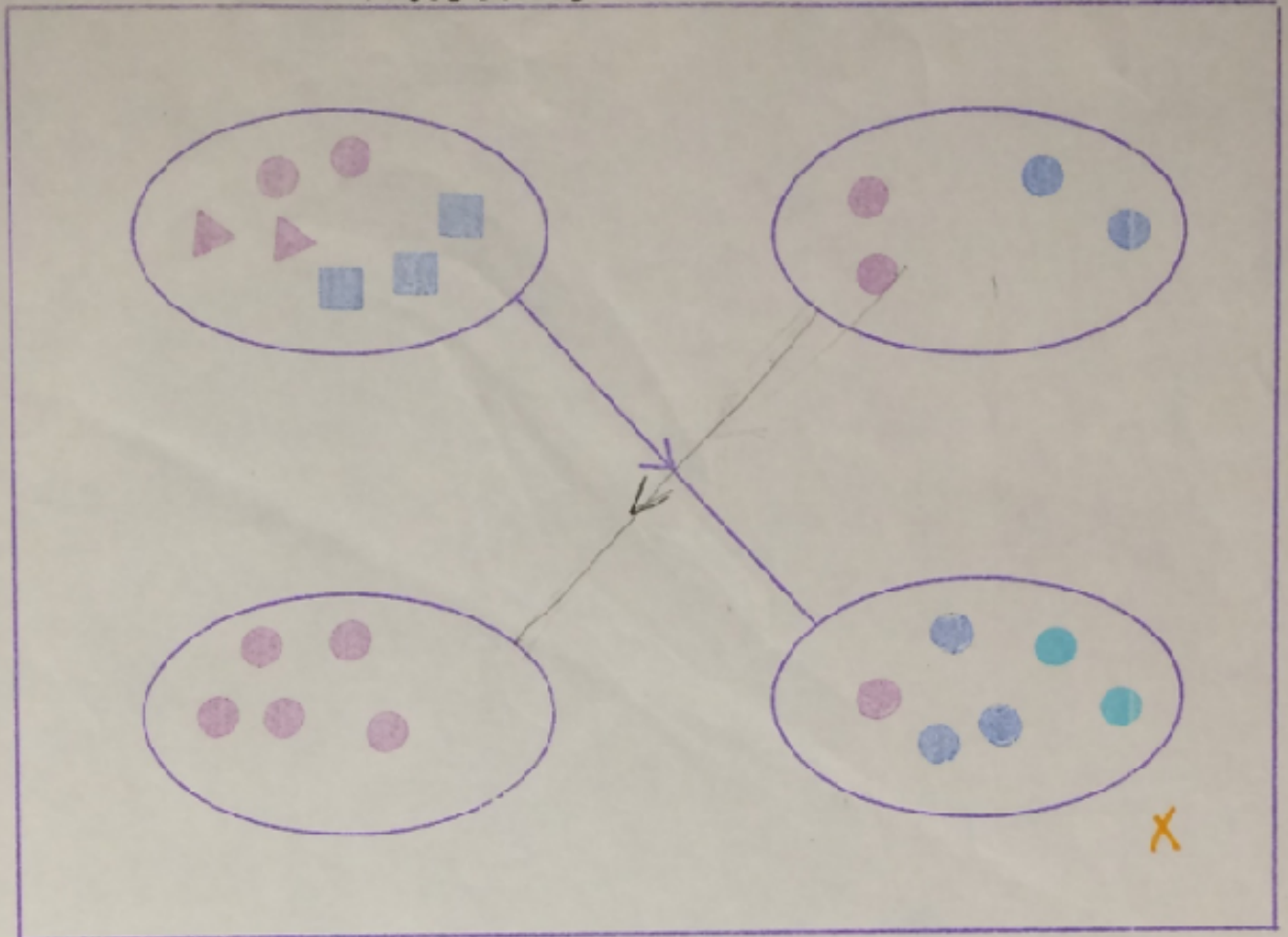
1 -



2 -




Marcus



P
5.5.80

marcus



9	1	8
10	3	7
6	2	8
5	4	9
8	3	5


6	2	4
7	2	5
8	2	10
9	3	9
4	3	7
9	1	8

Descubra o segredo dos casais.

Forme os casais que estão faltando.

Visto
6-5-80

R.1











ESCOLA VERA CRUZ

NÍVEL I - 1980

1ª SÉRIE - MATEMÁTICA

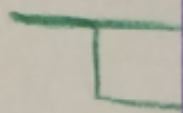




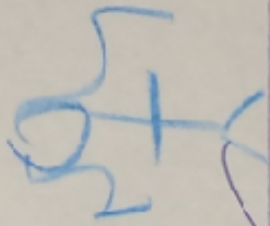






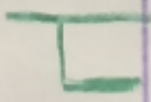




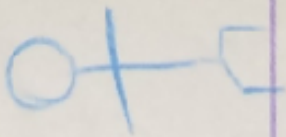
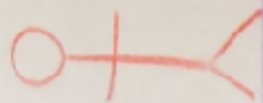



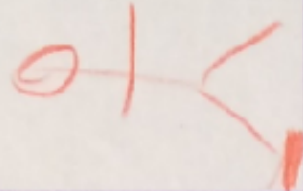

- Pegue uma caixa de material estruturado.
- Pergunte a tia quais as peças que você deverá pegar para arrumar nestas ruas:

2 X 4

- Pegue uma caixa de material estruturado.
- Pergunte a tia quais as peças que você deverá pegar para arrumar nestas ruas:

4 x 6

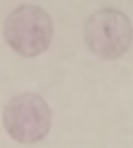
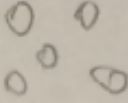
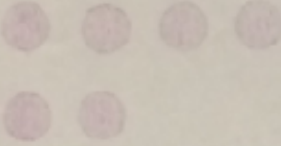
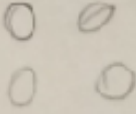
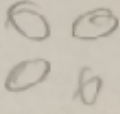


9/5-80
9
MARCUS

Marcus

ESCOLA VERA CRUZ - NÍVEL I - MATEMÁTICA - 1ª SÉRIE

N.2.4.

P

	 ✓
	llllll ✓ 0
	 ✓
	 ✓


$$6 + \boxed{2} \checkmark$$

$$5 + \boxed{3} \checkmark$$

$$7 + \boxed{1} \checkmark$$

$$\boxed{4} + 4 \checkmark$$

$$\boxed{7} + 1 \checkmark$$



6 →

4	5	2	1	4	5	0	0	0	0	0	0
2	1	4	5	3	4	2	0	0	0	0	0



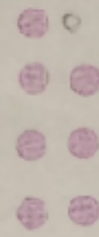
10 →

5	8	9	7	6	2	7	0	0	0	0	0
5	2	1	3	4	8	3	0	0	0	0	0



8 →

5	5	1	2	4	1	2	0	0	0	0	0
3	3	7	6	4	7	6	0	0	0	0	0



7 →

5	4	6	5	4	6	3	0	0	0	0	0
2	3	1	2	3	1	4	0	0	0	0	0



9 →

8	7	7	5	2	8	5	0	0	0	0	0
1	3	3	4	7	1	4	0	0	0	0	0

25.04.80

ESCOLA VERA CRUZ
1ª SÉRIE - NÍVEL I

NOME: MARCU S
DATA: 23/4/80

MATEMÁTICA - T 1 1 6

L.C. Colorir as diferentes regiões.

Vida
23-4-80



Familia de 5

00000

C

1 + 4 = 5

C

2 + 3 = 5

C

4 + 1 = 5

C

3 + 2 = 5

C

5 + 0 = 5

C

1 + 3 + 1 = 5

C

1 + 1 + 1 + 1 + 1 = 5

C

X

de 6

00000

3 + 3 = 6

C

2 + 4 = 6

C

1 + 5 = 6

C

6 + 0 = 6

C

1 + 1 + 4 = 6

C

1 + 1 + 1 + 3 = 6

C

X

X

X

$\begin{matrix} \checkmark \\ \checkmark \\ \checkmark \\ \checkmark \\ \checkmark \\ \checkmark \\ \checkmark \end{matrix}$

$$\begin{aligned} z &= 1 + 9 \\ z &= 3 + 4 \\ z &= 2 + 0 \\ z &= 6 + 1 \\ z &= 5 + 2 \\ z &= 4 + 3 \end{aligned}$$

$$\begin{aligned} z &= z = 1+1+1+1+1+1+1 \\ z &= 0 \quad 0 \quad 0 \quad 0 \quad 0 \quad 0 \quad 0 \quad + 1 \end{aligned}$$

dot

\checkmark

do 8

0 0 0 0 0 0 0 0 0

P

$$4 + 4 = 8$$

$$3 + 5 = 8$$

$$5 + 3 = 8$$

$$8 + 0 = 8$$

$$1 + 1 + 6 = 8$$

$$1 + 1 + 1 + 5 = 8$$

$$1 + 7 = 8$$

$$1 + 1 + 1 + 1 + 1 + 1 + 1 + 1 = 8$$

o
o
o
o
o
o

~~4 + 4 = 8~~

X

do 9

0 0 0 0 0 0 0 0 0

$$4 + 5 = 9$$

$$6 + 3 = 9$$

$$3 + 3 + 3 = 9$$

$$2 + 5 + 2 = 9$$

$$2 + 4 + 3 = 9$$

$$4 + 2 + 3 = 9$$

$$2 + 3 + 4 = 9$$

$$3 + 2 + 4 = 9$$

$$4 + 3 + 2 = 9$$

X

P
18-4-80

Pinte as regiões. Duas regiões vizinhas não podem ter a mesma cor.

